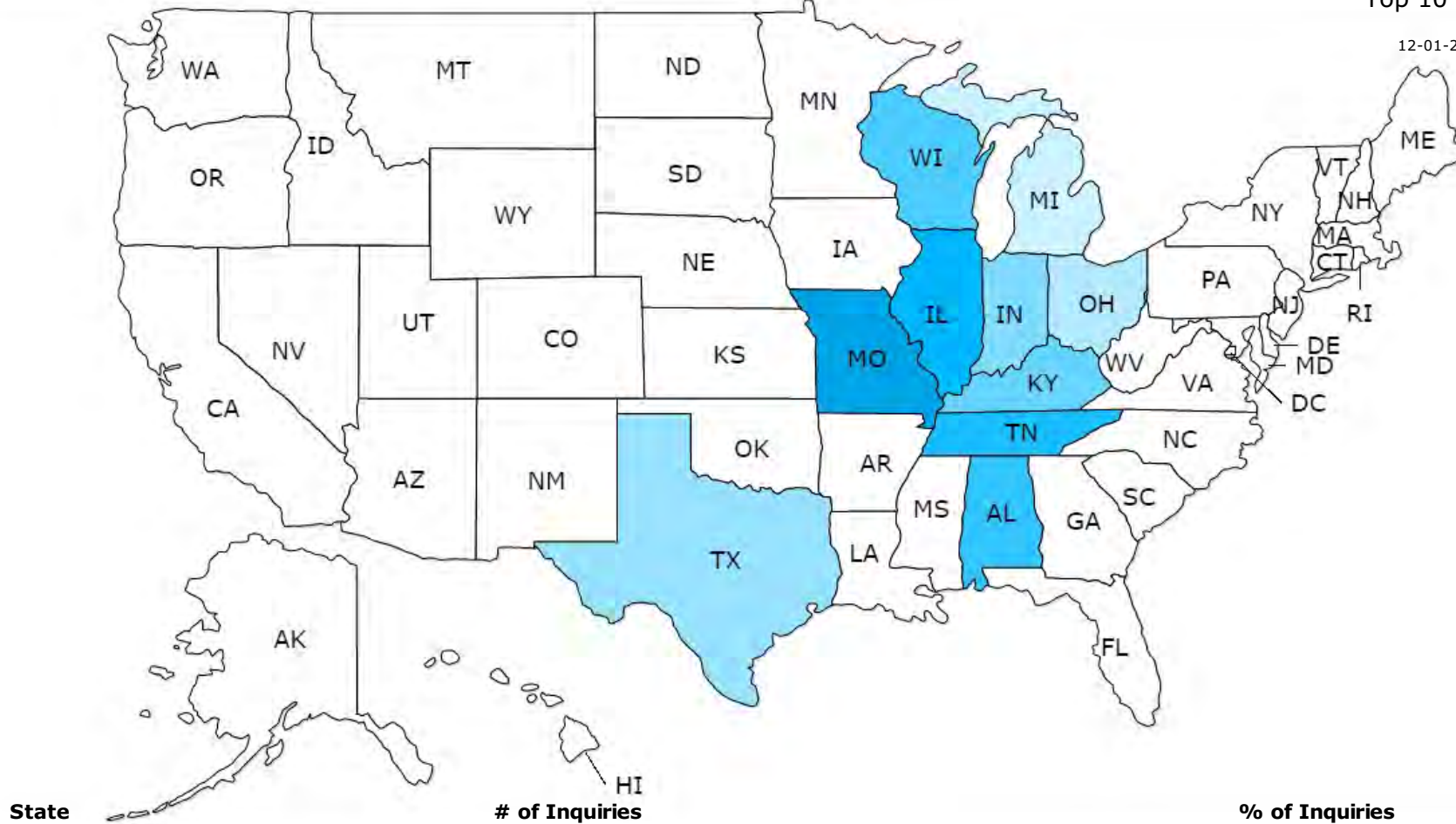


Top 10 Inquiry States

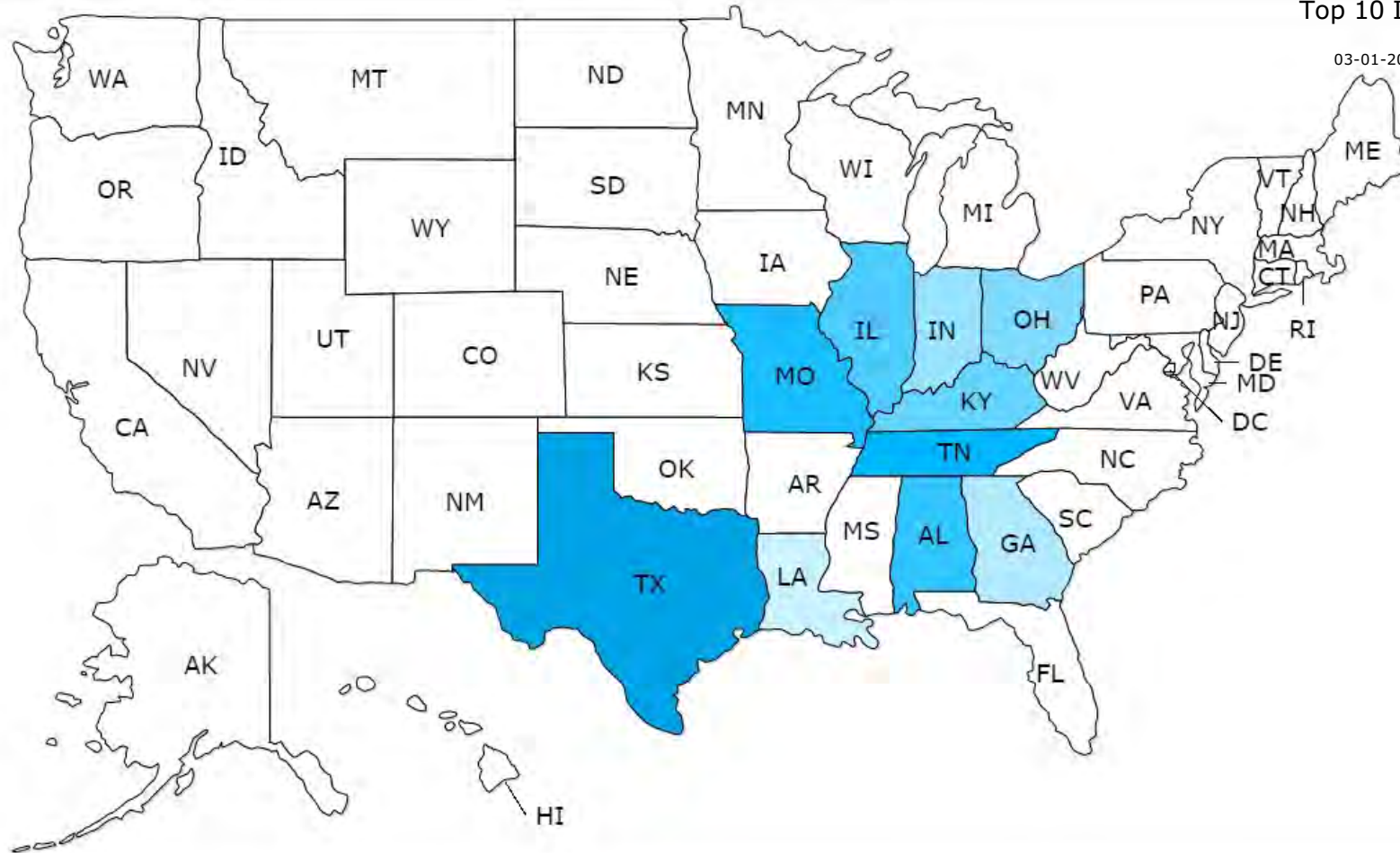
12-01-2020 - 02-28-2021



| State | # of Inquiries | % of Inquiries |
|--------------|----------------|----------------|
| MO | 1,523 | 8.94% |
| IL | 1,430 | 8.40% |
| TN | 1,231 | 7.23% |
| AL | 1,219 | 7.16% |
| WI | 1,116 | 6.55% |
| KY | 1,072 | 6.30% |
| IN | 998 | 5.86% |
| TX | 988 | 5.80% |
| OH | 881 | 5.17% |
| MI | 714 | 4.19% |
| Total | 11,172 | |

Top 10 Inquiry States

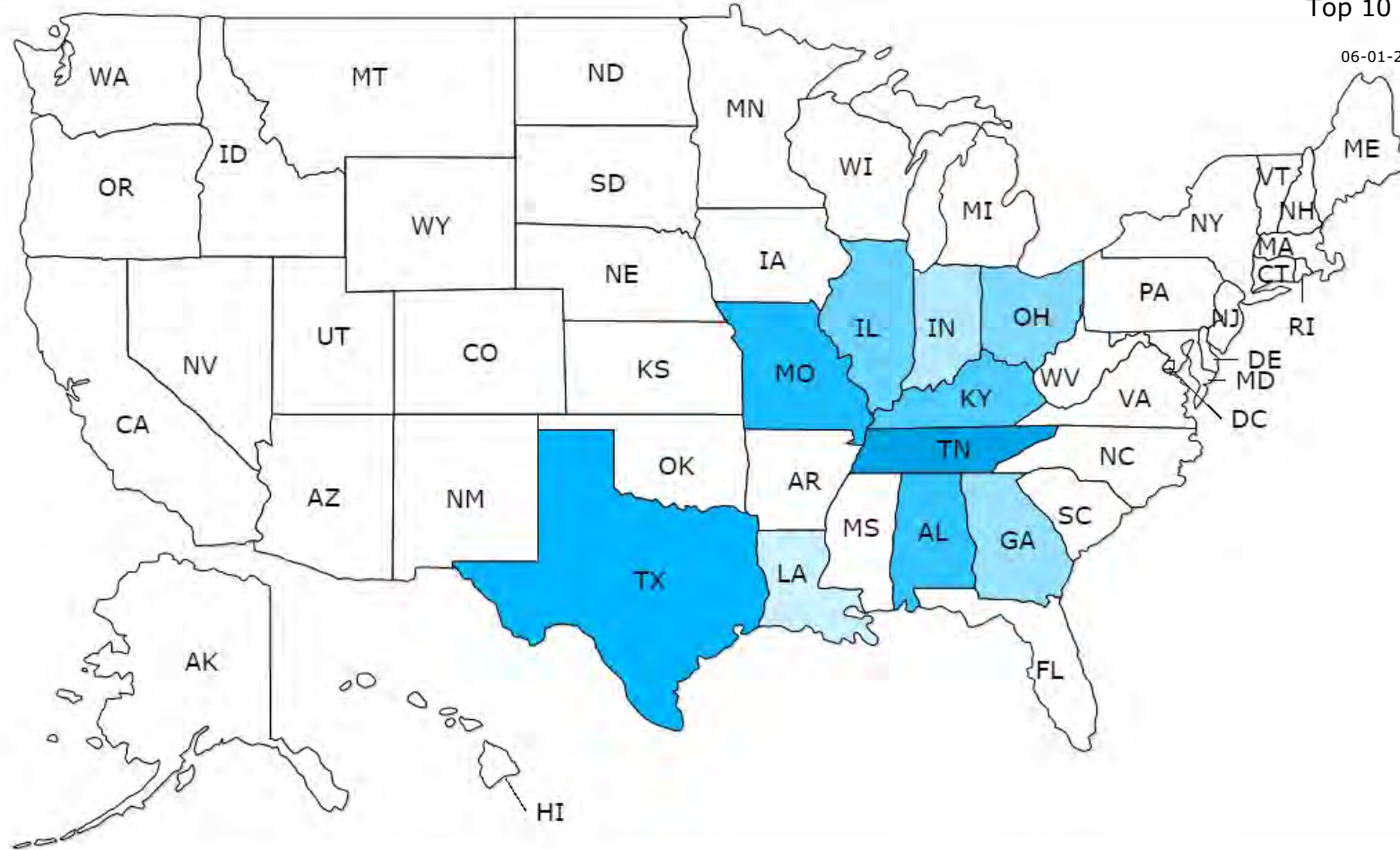
03-01-2021 - 05-31-2021



| State | # of Inquiries | % of Inquiries |
|--------------|----------------|----------------|
| TX | 2,595 | 7.68% |
| TN | 2,209 | 6.54% |
| MO | 2,188 | 6.48% |
| AL | 2,177 | 6.45% |
| IL | 2,001 | 5.93% |
| KY | 1,866 | 5.53% |
| OH | 1,661 | 4.92% |
| IN | 1,628 | 4.82% |
| GA | 1,463 | 4.33% |
| LA | 1,258 | 3.73% |
| Total | 19,046 | |

Top 10 Inquiry States

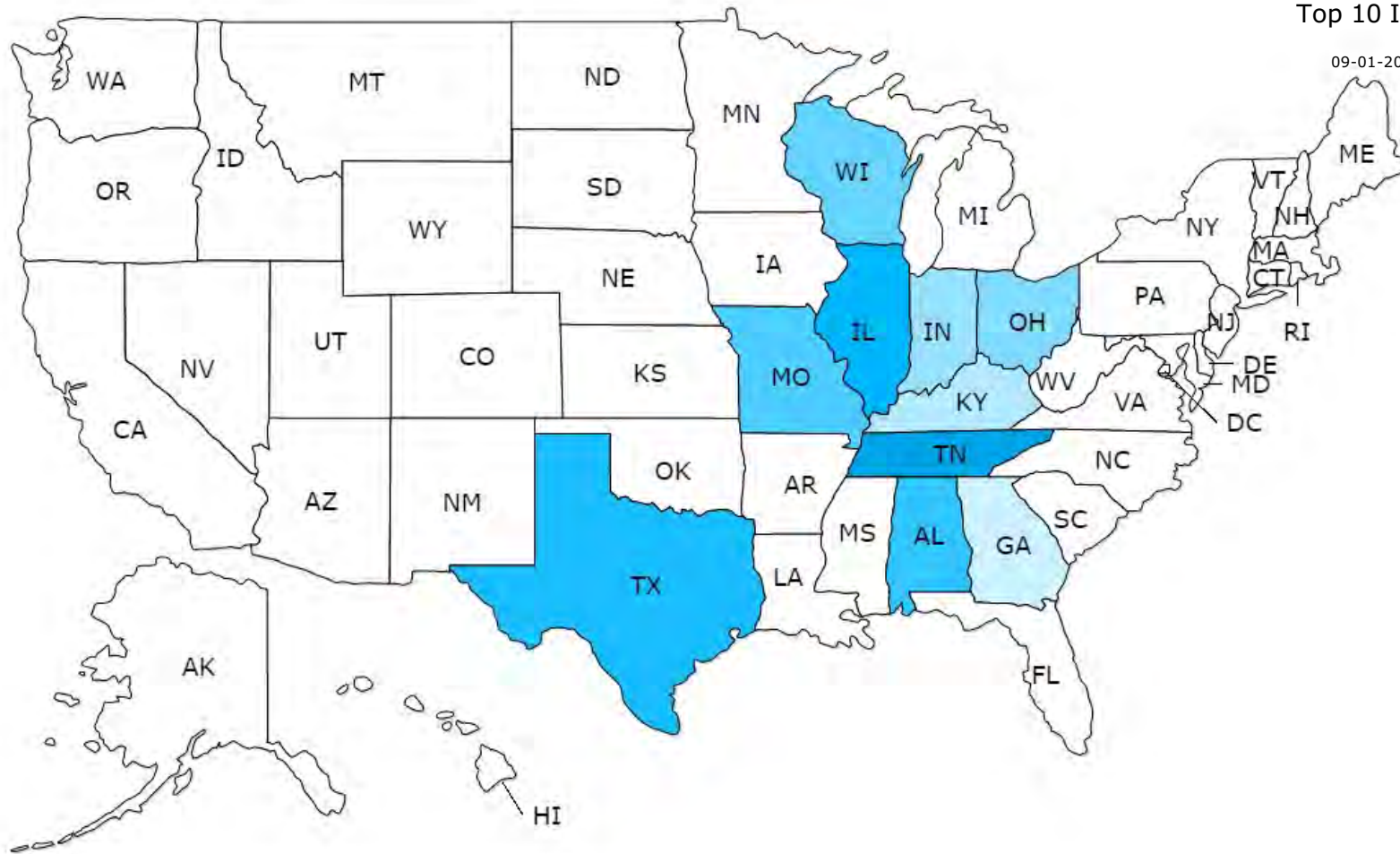
06-01-2021 - 08-31-2021



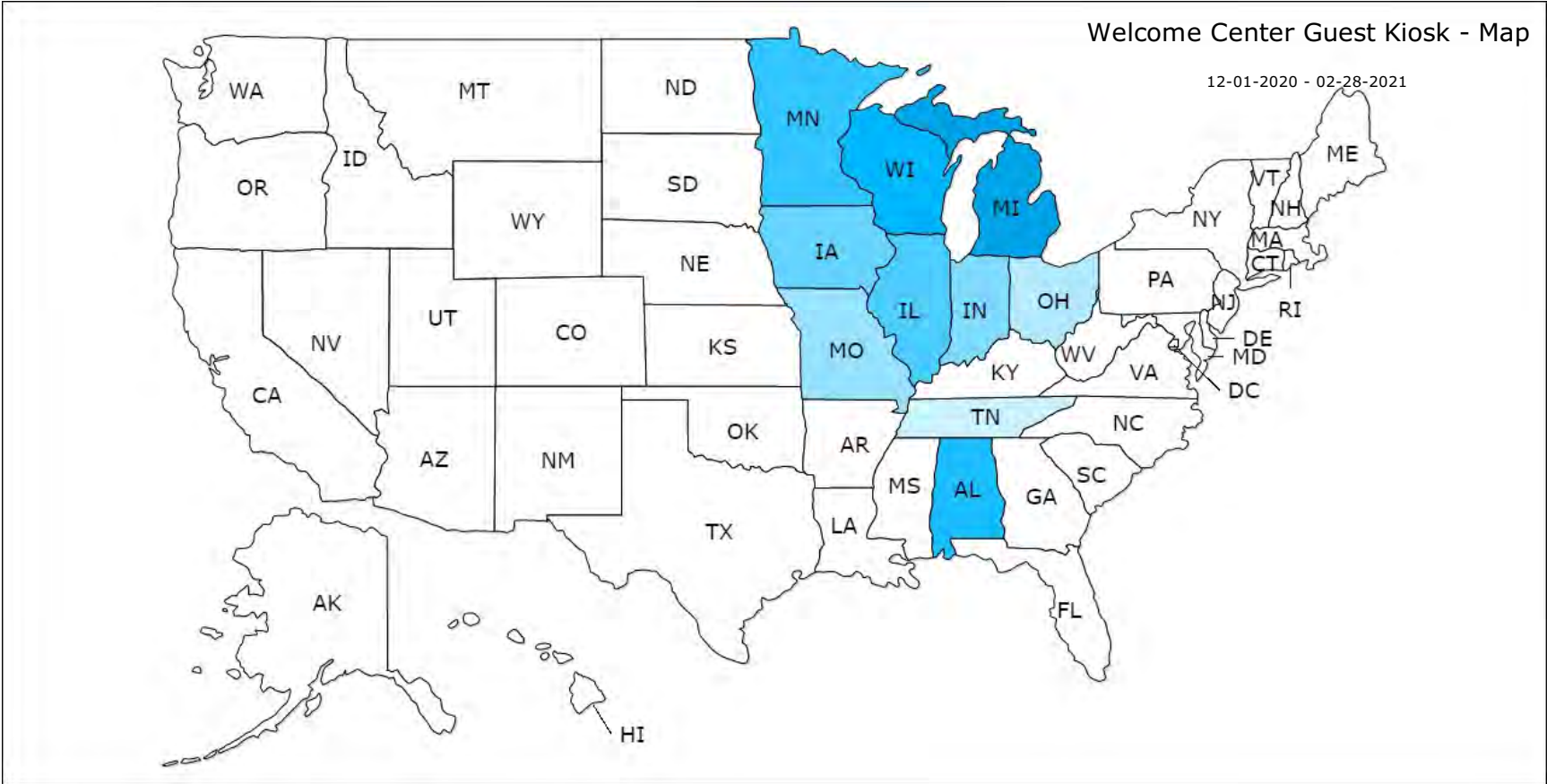
| State | # of Inquiries | % of Inquiries |
|--------------|----------------|----------------|
| TN | 1,380 | 8.05% |
| TX | 1,273 | 7.43% |
| MO | 1,255 | 7.32% |
| AL | 1,113 | 6.49% |
| KY | 1,048 | 6.12% |
| IL | 1,047 | 6.11% |
| OH | 992 | 5.79% |
| GA | 872 | 5.09% |
| IN | 807 | 4.71% |
| LA | 707 | 4.13% |
| Total | 10,494 | |

Top 10 Inquiry States

09-01-2021 - 11-30-2021



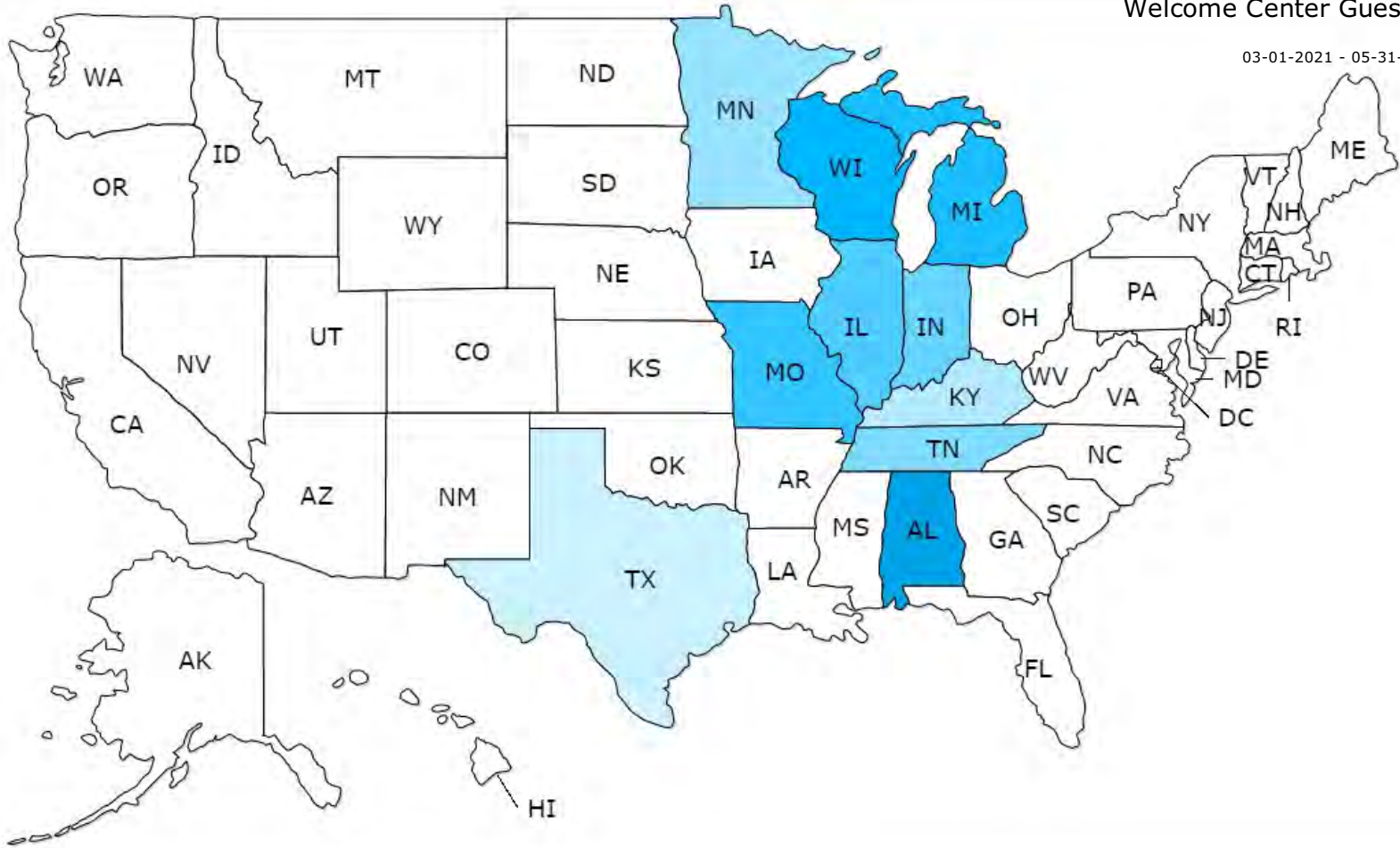
| State | # of Inquiries | % of Inquiries |
|--------------|----------------|----------------|
| TN | 940 | 6.89% |
| IL | 908 | 6.65% |
| TX | 901 | 6.60% |
| AL | 865 | 6.34% |
| MO | 797 | 5.84% |
| WI | 679 | 4.97% |
| OH | 665 | 4.87% |
| IN | 634 | 4.64% |
| KY | 633 | 4.64% |
| GA | 602 | 4.41% |
| Total | 7,624 | |



| State | # of Inquiries | % of Inquiries |
|--------------|----------------|----------------|
| MI | 353 | 15.37% |
| WI | 346 | 15.06% |
| AL | 222 | 9.66% |
| MN | 212 | 9.23% |
| IL | 185 | 8.05% |
| IA | 164 | 7.14% |
| IN | 144 | 6.27% |
| MO | 135 | 5.88% |
| OH | 78 | 3.40% |
| TN | 63 | 2.74% |
| Total | 1,902 | |

Welcome Center Guest Kiosk - Map

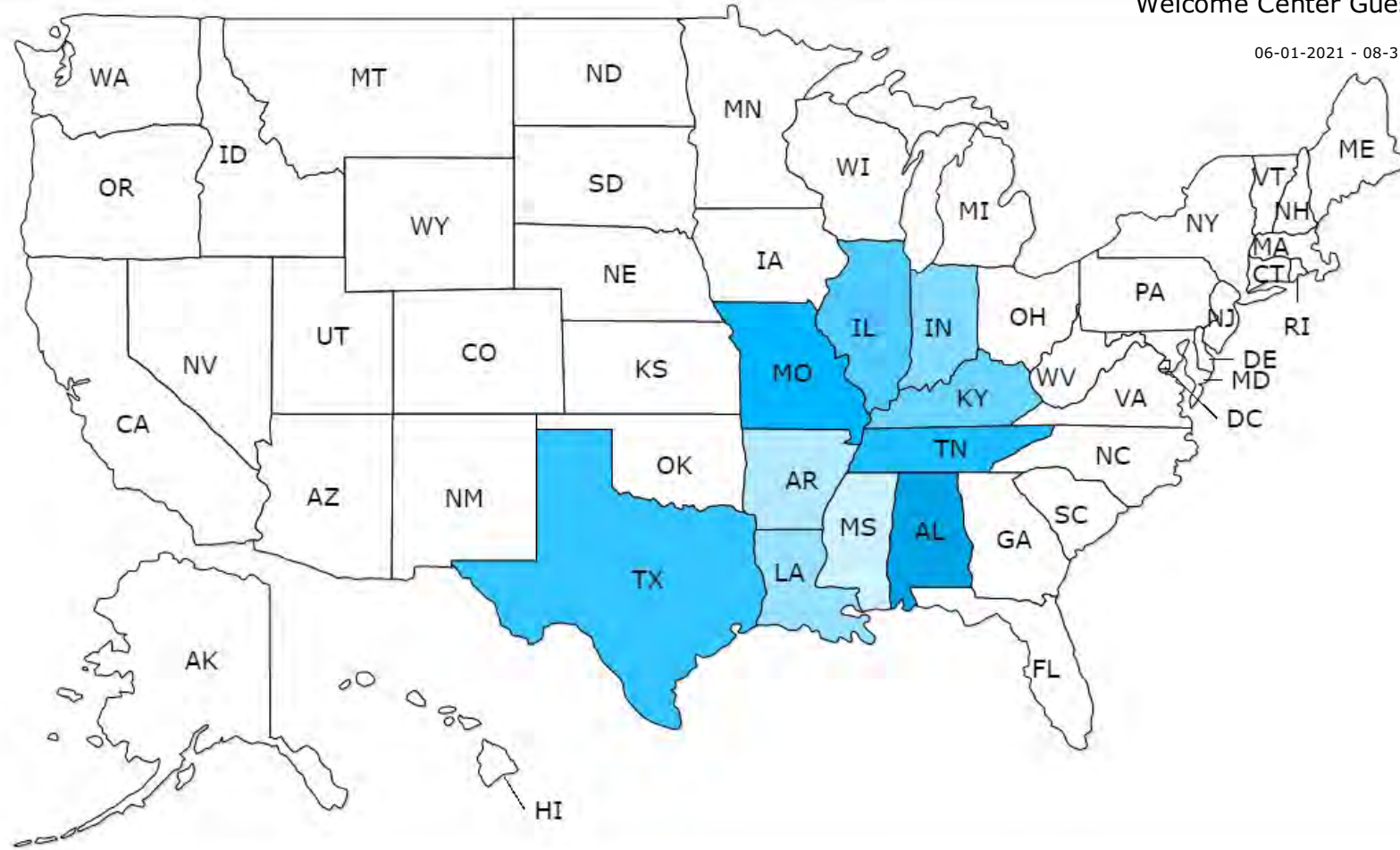
03-01-2021 - 05-31-2021



| State | # of Inquiries | % of Inquiries |
|--------------|----------------|----------------|
| AL | 443 | 18.08% |
| WI | 225 | 9.18% |
| MI | 170 | 6.94% |
| MO | 168 | 6.86% |
| IL | 163 | 6.65% |
| IN | 160 | 6.53% |
| TN | 151 | 6.16% |
| MN | 96 | 3.92% |
| KY | 90 | 3.67% |
| TX | 85 | 3.47% |
| Total | 1,751 | |

Welcome Center Guest Kiosk - Map

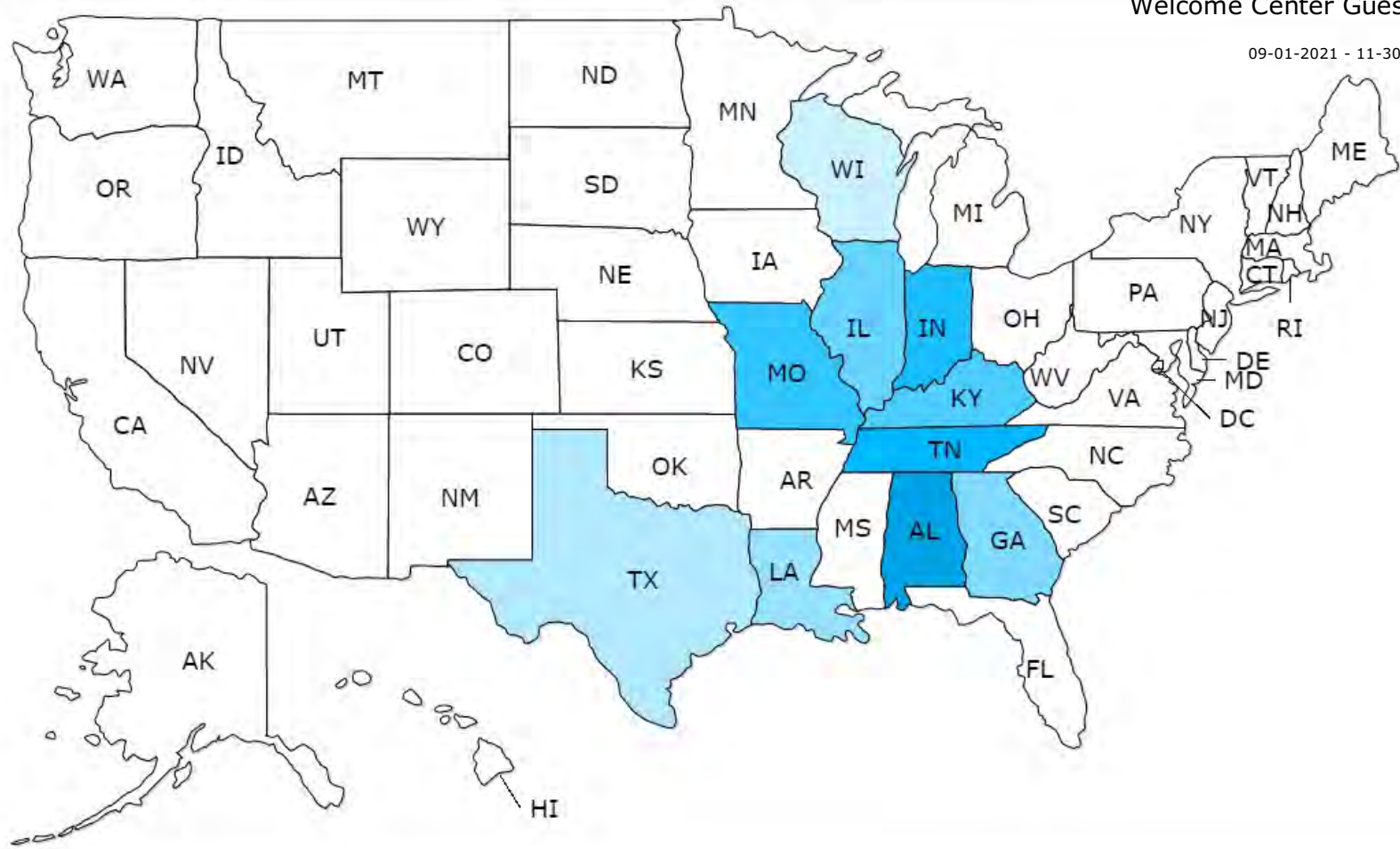
06-01-2021 - 08-31-2021



| State | # of Inquiries | % of Inquiries |
|--------------|----------------|----------------|
| AL | 507 | 20.59% |
| MO | 276 | 11.21% |
| TN | 180 | 7.31% |
| TX | 179 | 7.27% |
| IL | 176 | 7.15% |
| KY | 138 | 5.61% |
| IN | 112 | 4.55% |
| LA | 105 | 4.26% |
| AR | 102 | 4.14% |
| MS | 101 | 4.10% |
| Total | 1,876 | |

Welcome Center Guest Kiosk - Map

09-01-2021 - 11-30-2021



| State | # of Inquiries | % of Inquiries |
|--------------|----------------|----------------|
| AL | 445 | 22.82% |
| TN | 201 | 10.31% |
| IN | 145 | 7.44% |
| MO | 125 | 6.41% |
| KY | 115 | 5.90% |
| IL | 104 | 5.33% |
| GA | 91 | 4.67% |
| LA | 81 | 4.15% |
| TX | 68 | 3.49% |
| WI | 66 | 3.38% |
| Total | 1,441 | |