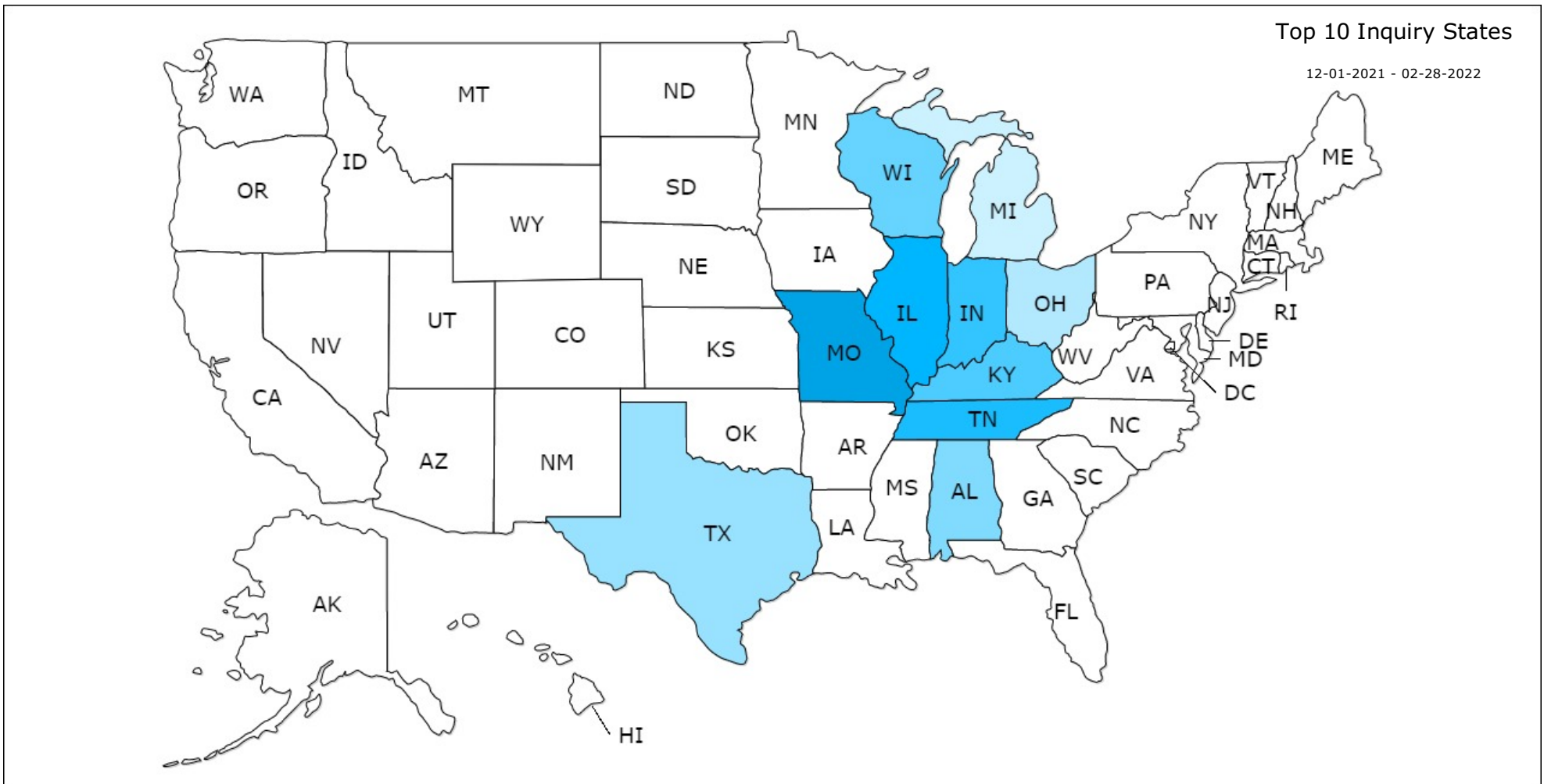


## Top 10 Inquiry States

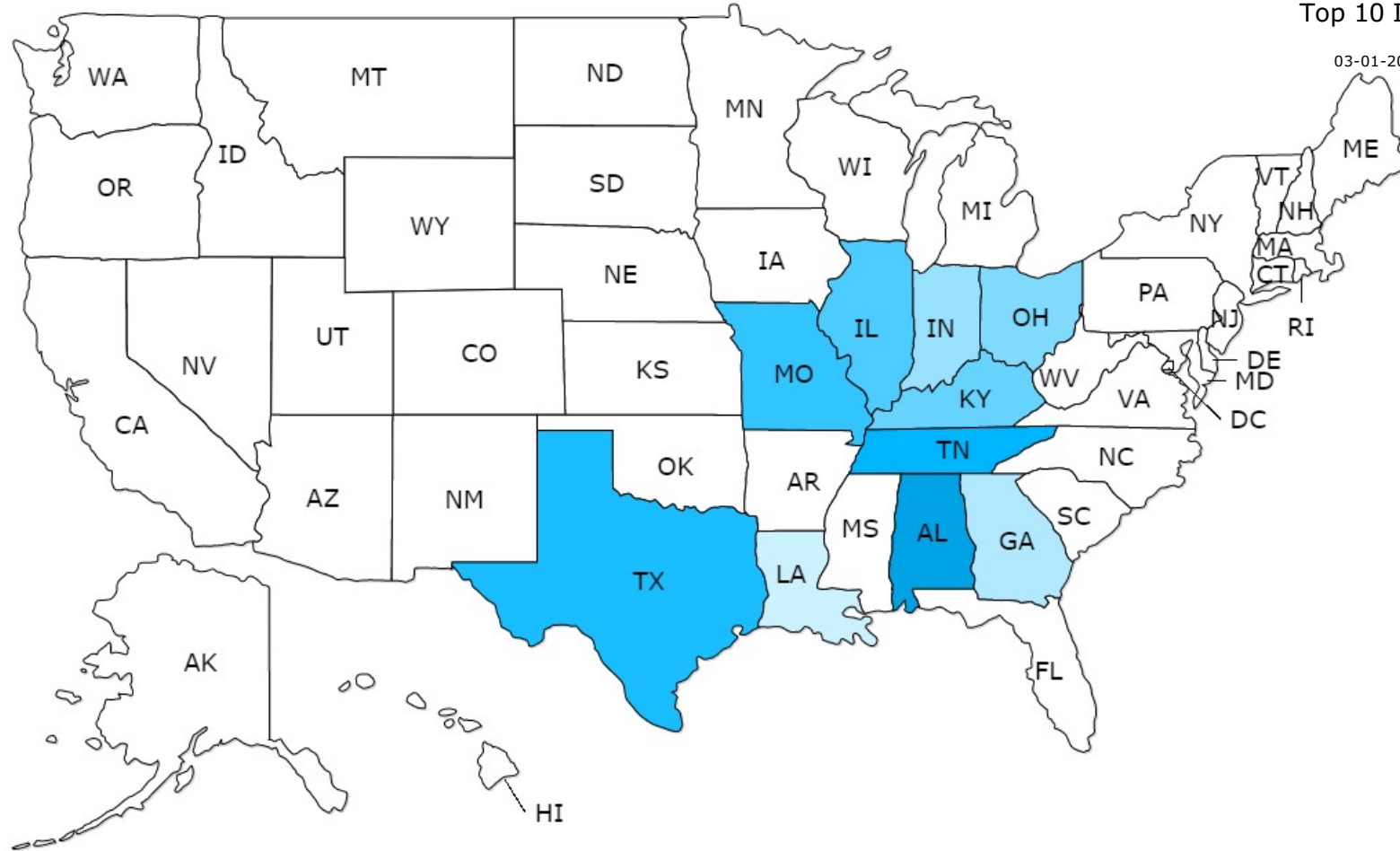
12-01-2021 - 02-28-2022



State	# of Inquiries	% of Inquiries
MO	1,448	8.61%
IL	1,415	8.41%
TN	1,356	8.06%
IN	1,143	6.80%
KY	1,056	6.28%
WI	1,030	6.12%
AL	1,028	6.11%
TX	1,002	5.96%
OH	857	5.10%
MI	672	4.00%
<b>Total</b>	<b>11,007</b>	

## Top 10 Inquiry States

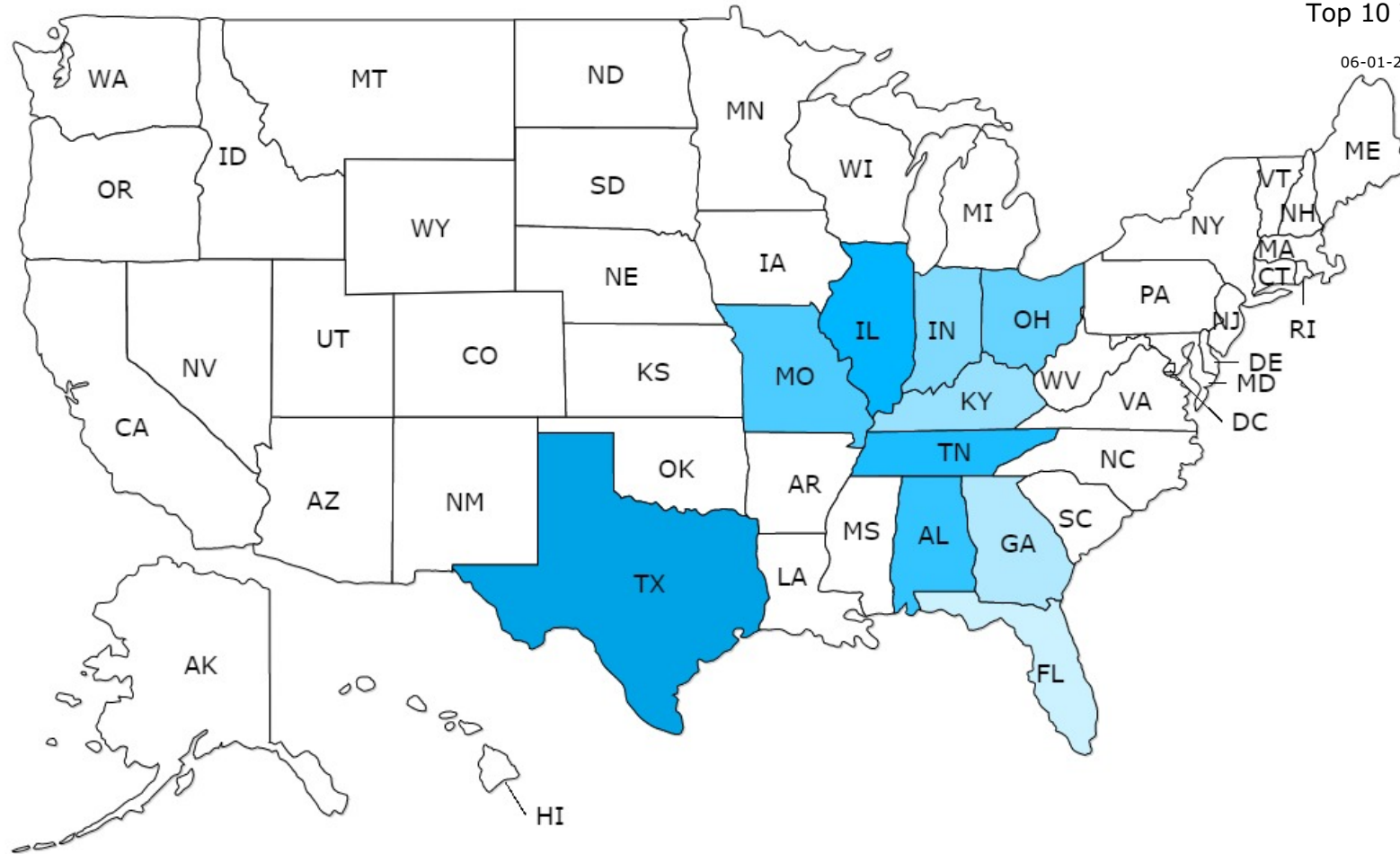
03-01-2022 - 05-31-2022



State	# of Inquiries	% of Inquiries
AL	1,600	7.27%
TN	1,551	7.04%
TX	1,467	6.66%
MO	1,458	6.62%
IL	1,400	6.36%
KY	1,210	5.49%
OH	1,196	5.43%
IN	1,147	5.21%
GA	979	4.45%
LA	919	4.17%
<b>Total</b>	<b>12,927</b>	

## Top 10 Inquiry States

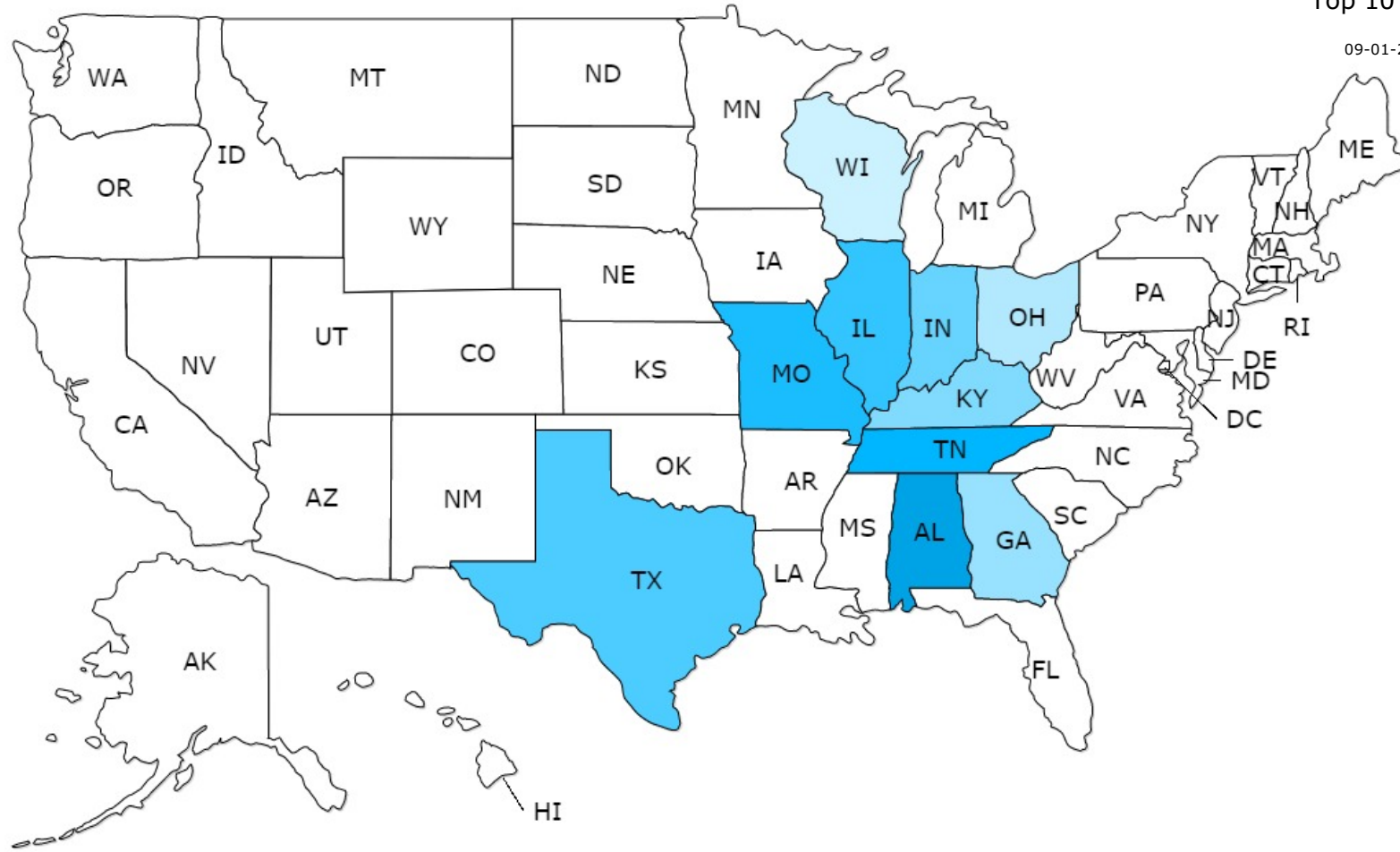
06-01-2022 - 08-31-2022



State	# of Inquiries	% of Inquiries
TX	1,688	6.69%
IL	1,536	6.08%
TN	1,491	5.91%
AL	1,475	5.84%
MO	1,409	5.58%
OH	1,359	5.38%
IN	1,162	4.60%
KY	1,116	4.42%
GA	1,102	4.37%
FL	1,071	4.24%
<b>Total</b>	<b>13,409</b>	

## Top 10 Inquiry States

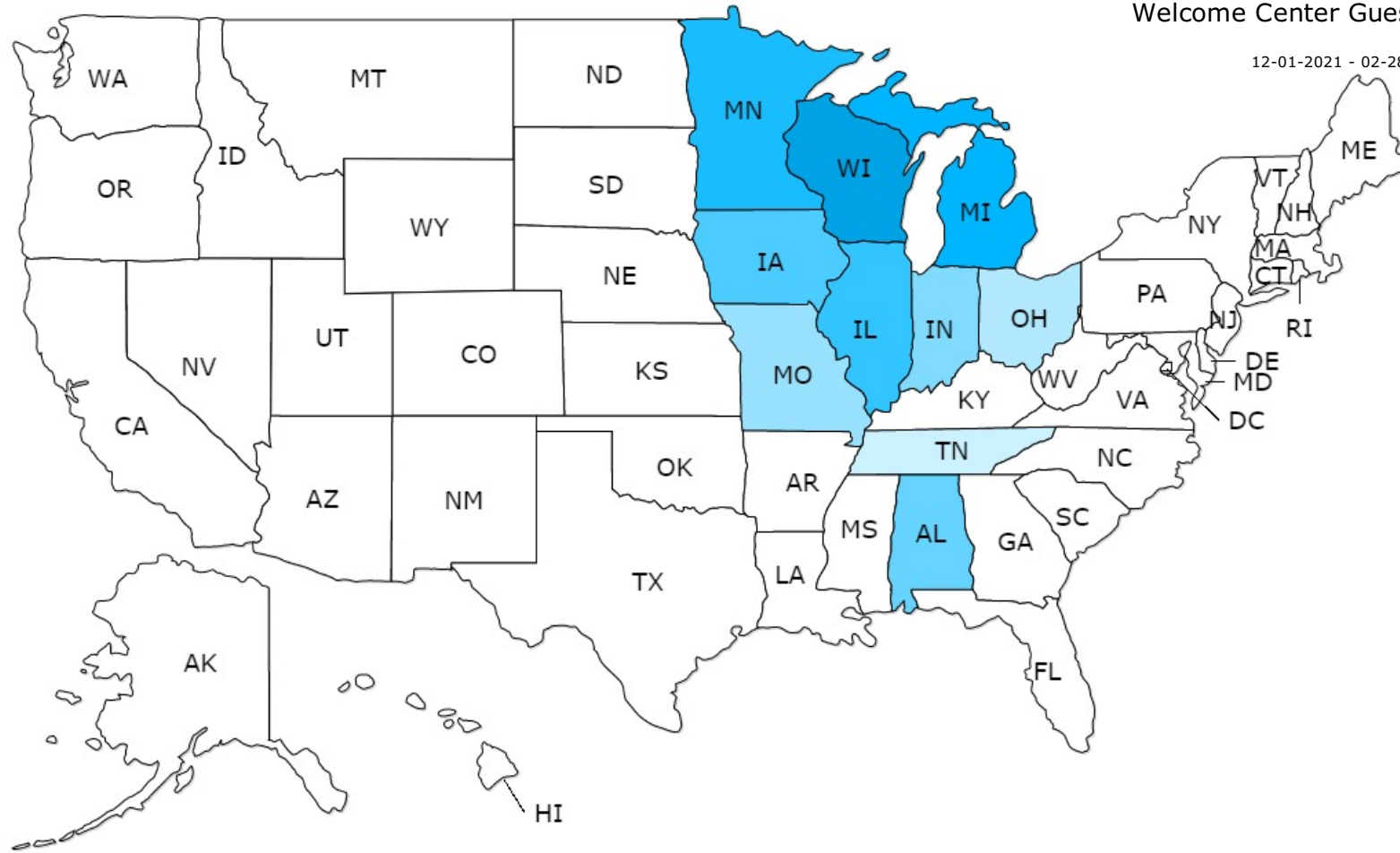
09-01-2022 - 11-30-2022



State	# of Inquiries	% of Inquiries
AL	2,989	8.98%
TN	2,759	8.29%
MO	2,187	6.57%
IL	2,150	6.46%
TX	2,034	6.11%
IN	1,925	5.78%
KY	1,900	5.71%
GA	1,496	4.49%
OH	1,493	4.48%
WI	1,467	4.41%
<b>Total</b>	<b>20,400</b>	

# Welcome Center Guest Kiosk - Map

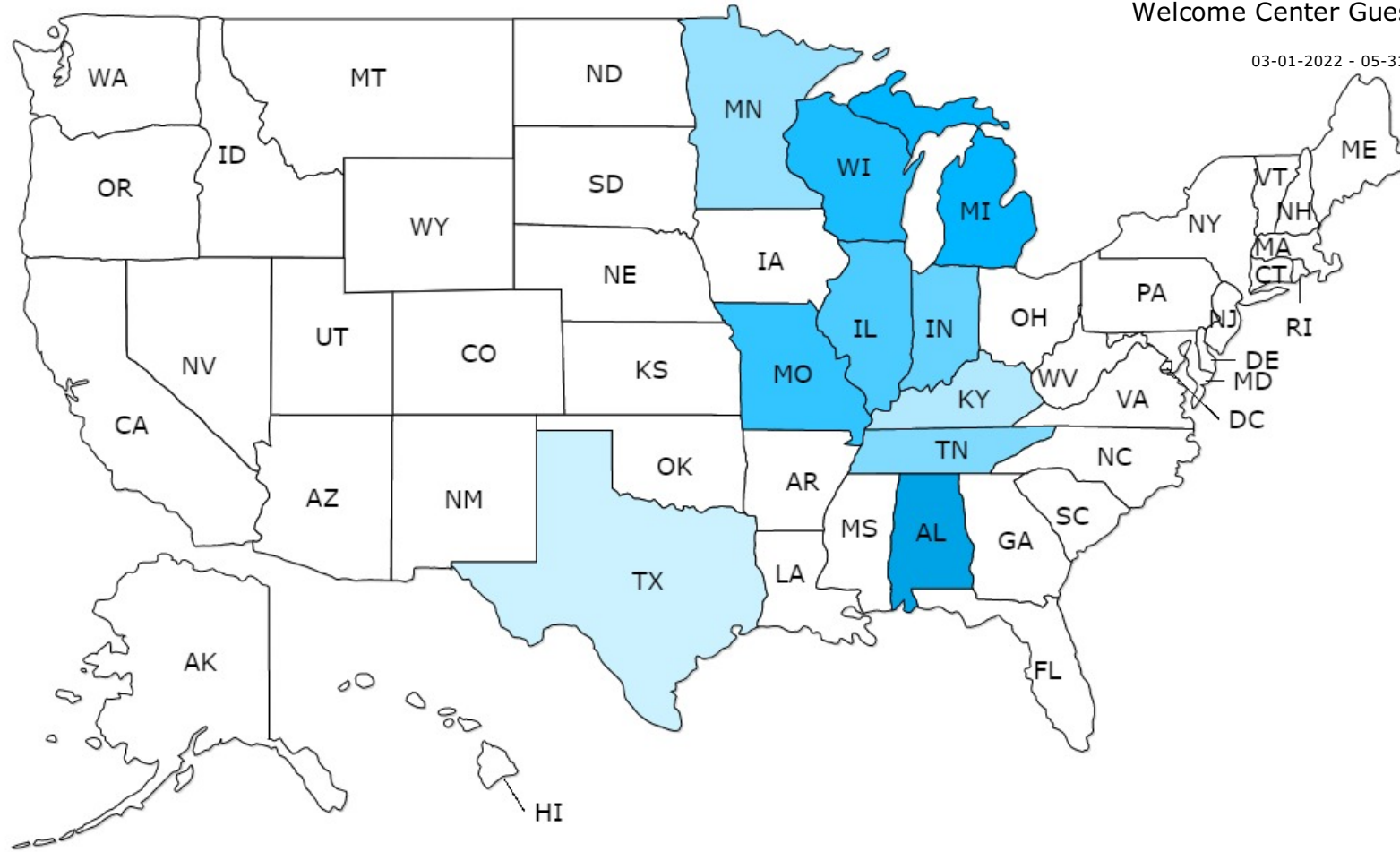
12-01-2021 - 02-28-2022



State	# of Inquiries	% of Inquiries
WI	665	15.88%
MI	634	15.14%
MN	425	10.15%
IL	392	9.36%
IA	337	8.05%
AL	312	7.45%
IN	256	6.11%
MO	238	5.68%
OH	149	3.56%
TN	94	2.25%
<b>Total</b>	<b>3,502</b>	

# Welcome Center Guest Kiosk - Map

03-01-2022 - 05-31-2022

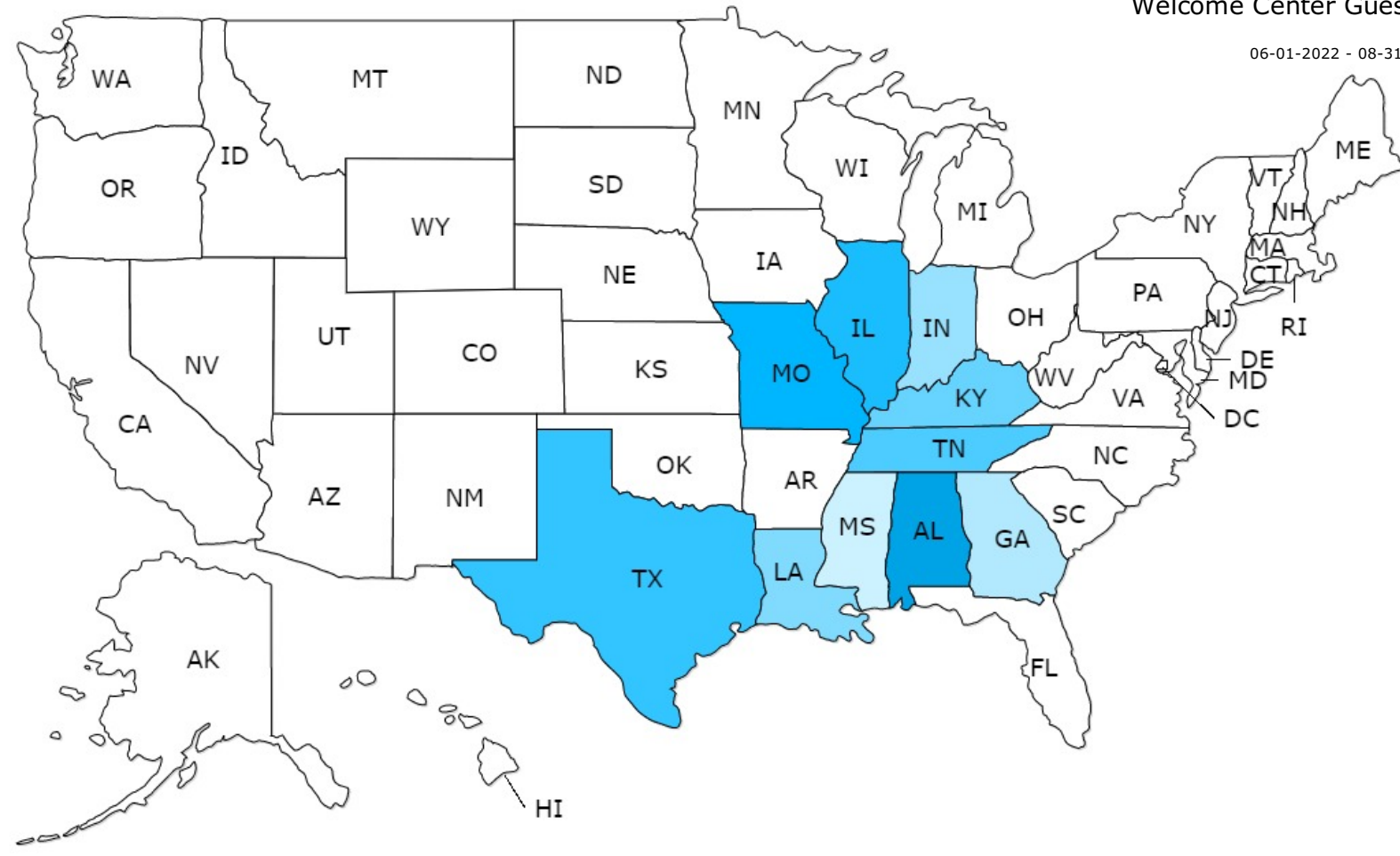


State	# of Inquiries	% of Inquiries
AL	343	16.48%
MI	189	9.08%
WI	187	8.99%
MO	147	7.06%
IL	133	6.39%
IN	118	5.67%
TN	113	5.43%
MN	93	4.47%
KY	79	3.80%
TX	78	3.75%
<b>Total</b>	<b>1,480</b>	



# Welcome Center Guest Kiosk - Map

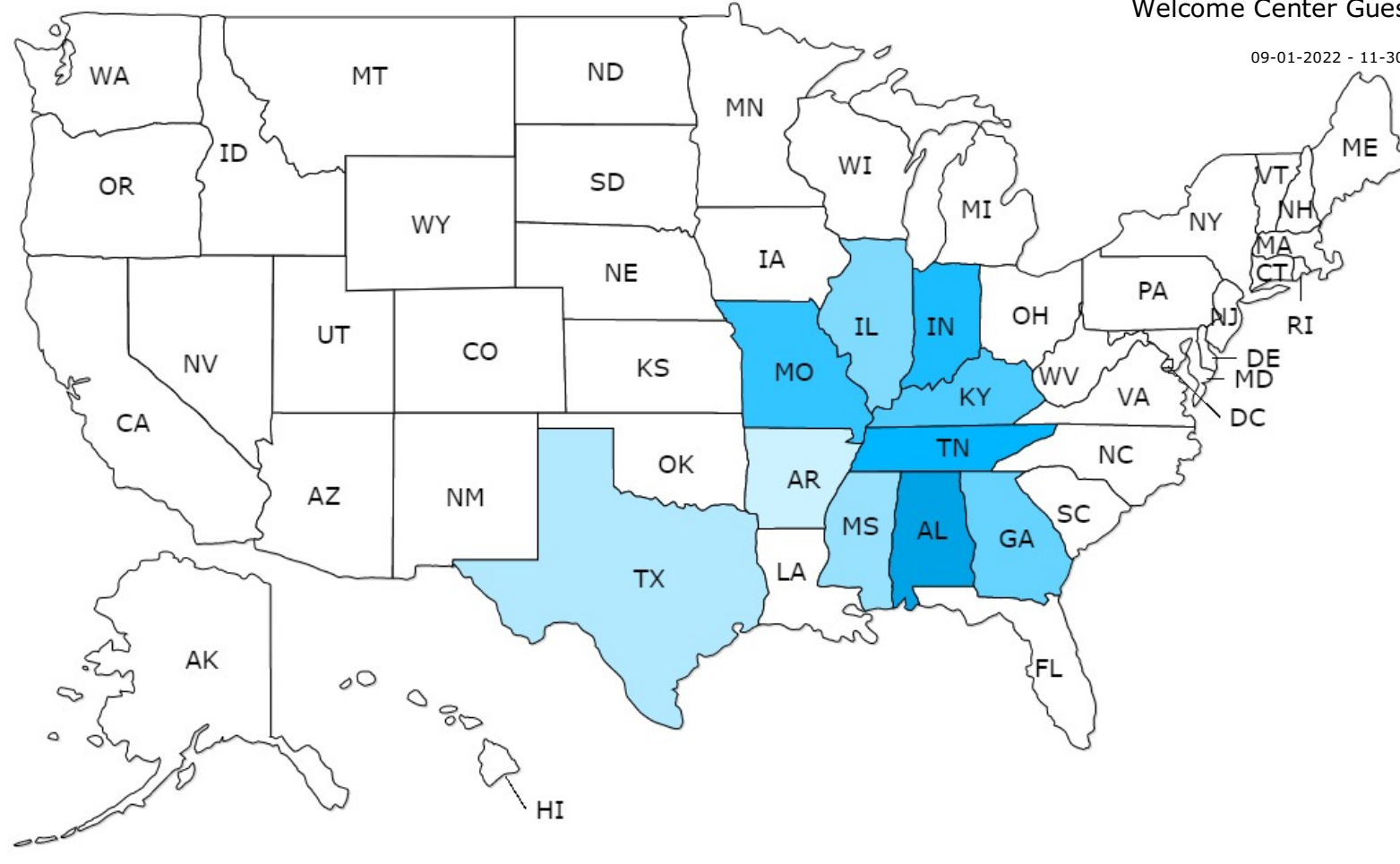
06-01-2022 - 08-31-2022



State	# of Inquiries	% of Inquiries
AL	470	20.75%
MO	244	10.77%
IL	167	7.37%
TX	161	7.11%
TN	158	6.98%
KY	126	5.56%
LA	121	5.34%
IN	114	5.03%
GA	108	4.77%
MS	102	4.50%
<b>Total</b>	<b>1,771</b>	

# Welcome Center Guest Kiosk - Map

09-01-2022 - 11-30-2022



State	# of Inquiries	% of Inquiries
AL	478	21.43%
TN	216	9.68%
IN	185	8.29%
MO	167	7.49%
KY	144	6.45%
GA	126	5.65%
IL	123	5.51%
MS	80	3.59%
TX	74	3.32%
AR	72	3.23%
<b>Total</b>	<b>1,665</b>	