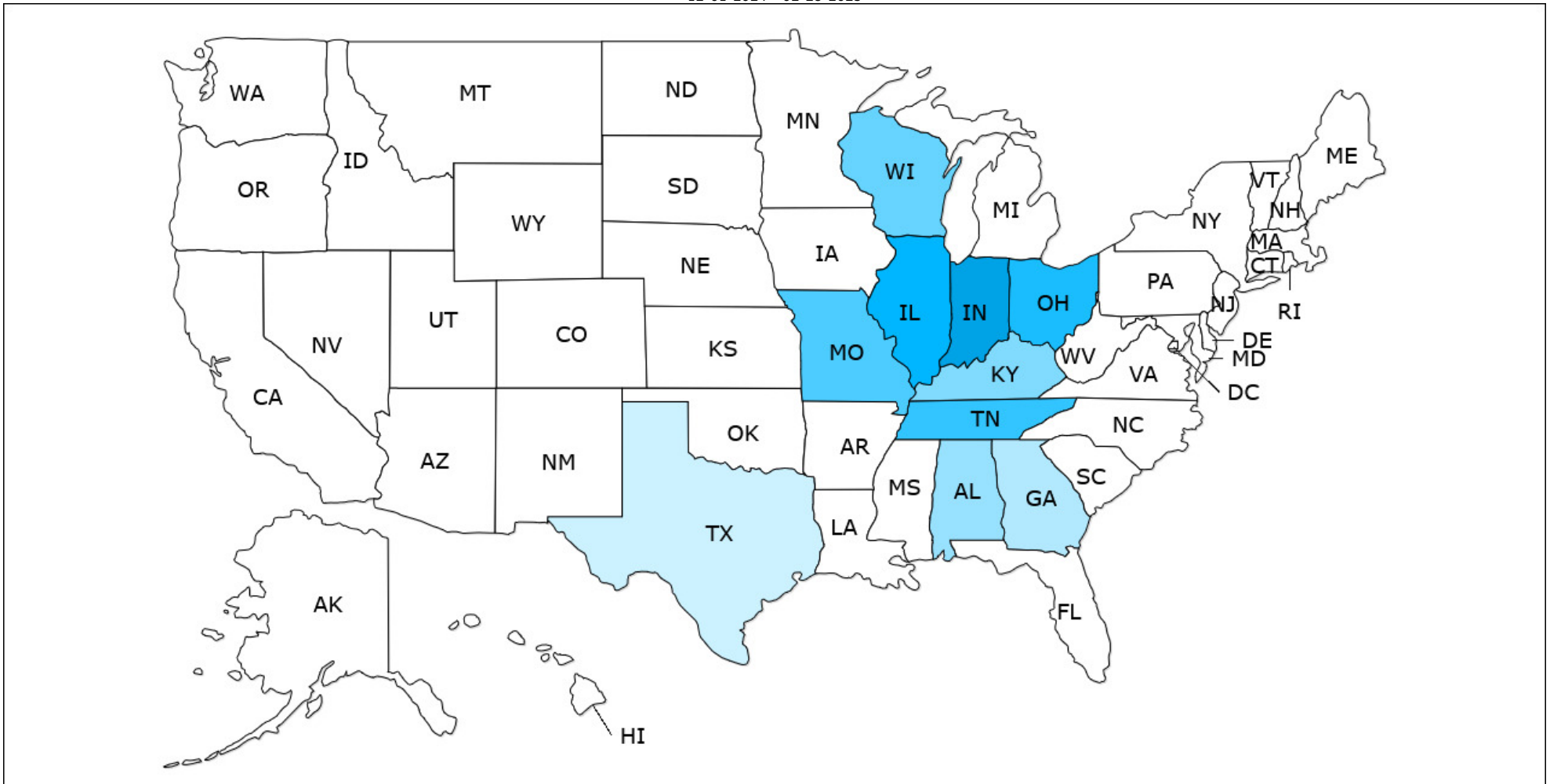


Top 10 Inquiry States

12-01-2024 - 02-28-2025

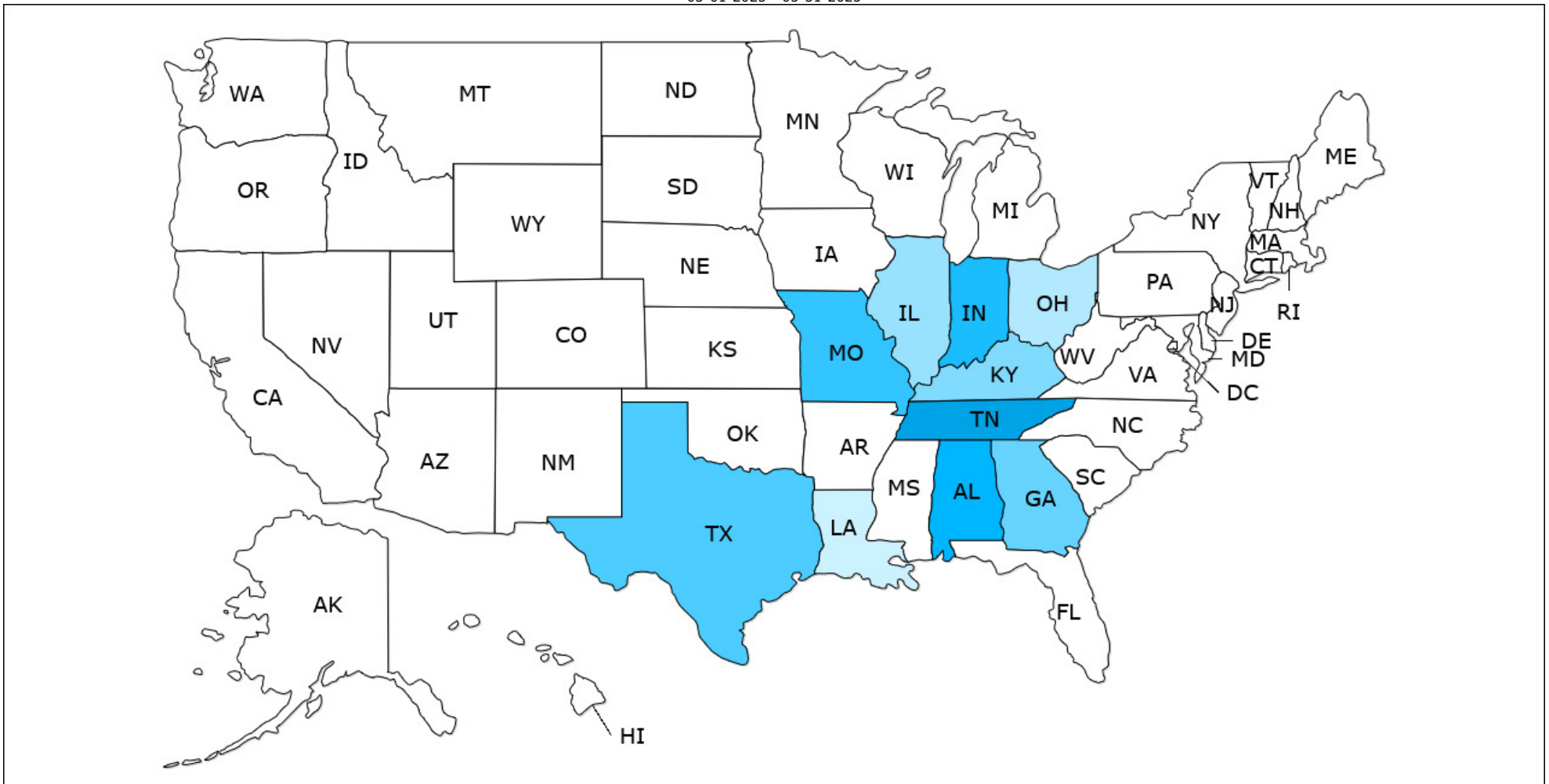


| State | # of Inquiries | % of Inquiries |
|--------------|----------------|----------------|
| IN | 615 | 7.81% |
| IL | 612 | 7.77% |
| OH | 612 | 7.77% |
| TN | 565 | 7.18% |
| MO | 533 | 6.77% |
| WI | 520 | 6.61% |
| KY | 498 | 6.33% |
| AL | 419 | 5.32% |
| GA | 380 | 4.83% |
| TX | 361 | 4.59% |
| Total | 5,115 | |

ALABAMA'S BEACHES

Top 10 Inquiry States

03-01-2025 - 05-31-2025

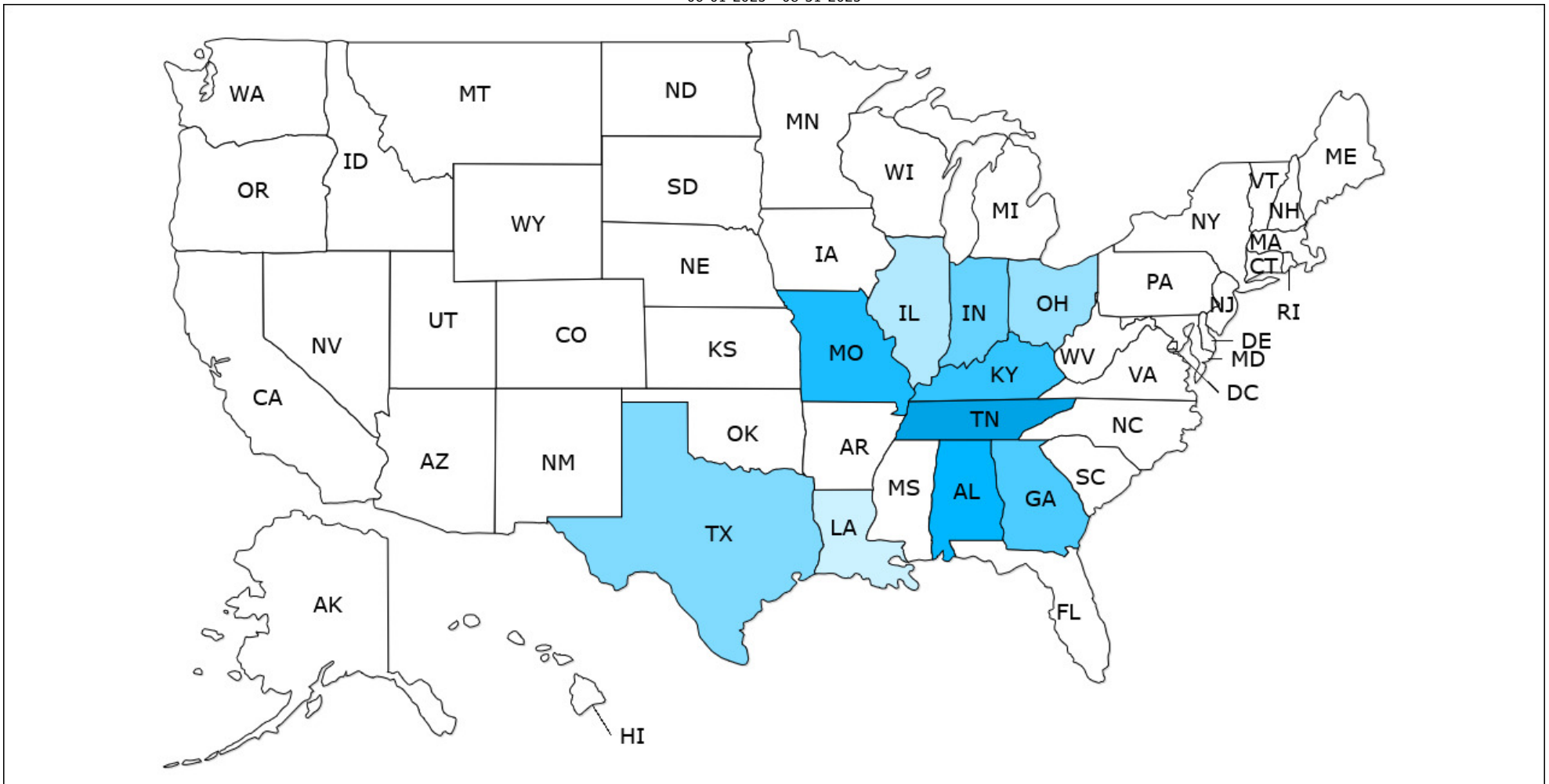


| State | # of Inquiries | % of Inquiries |
|--------------|----------------|----------------|
| TN | 805 | 9.20% |
| AL | 680 | 7.77% |
| IN | 655 | 7.48% |
| MO | 655 | 7.48% |
| TX | 613 | 7.00% |
| GA | 609 | 6.96% |
| KY | 583 | 6.66% |
| IL | 554 | 6.33% |
| OH | 536 | 6.13% |
| LA | 356 | 4.07% |
| Total | 6,046 | |

ALABAMA'S BEACHES

Top 10 Inquiry States

06-01-2025 - 08-31-2025

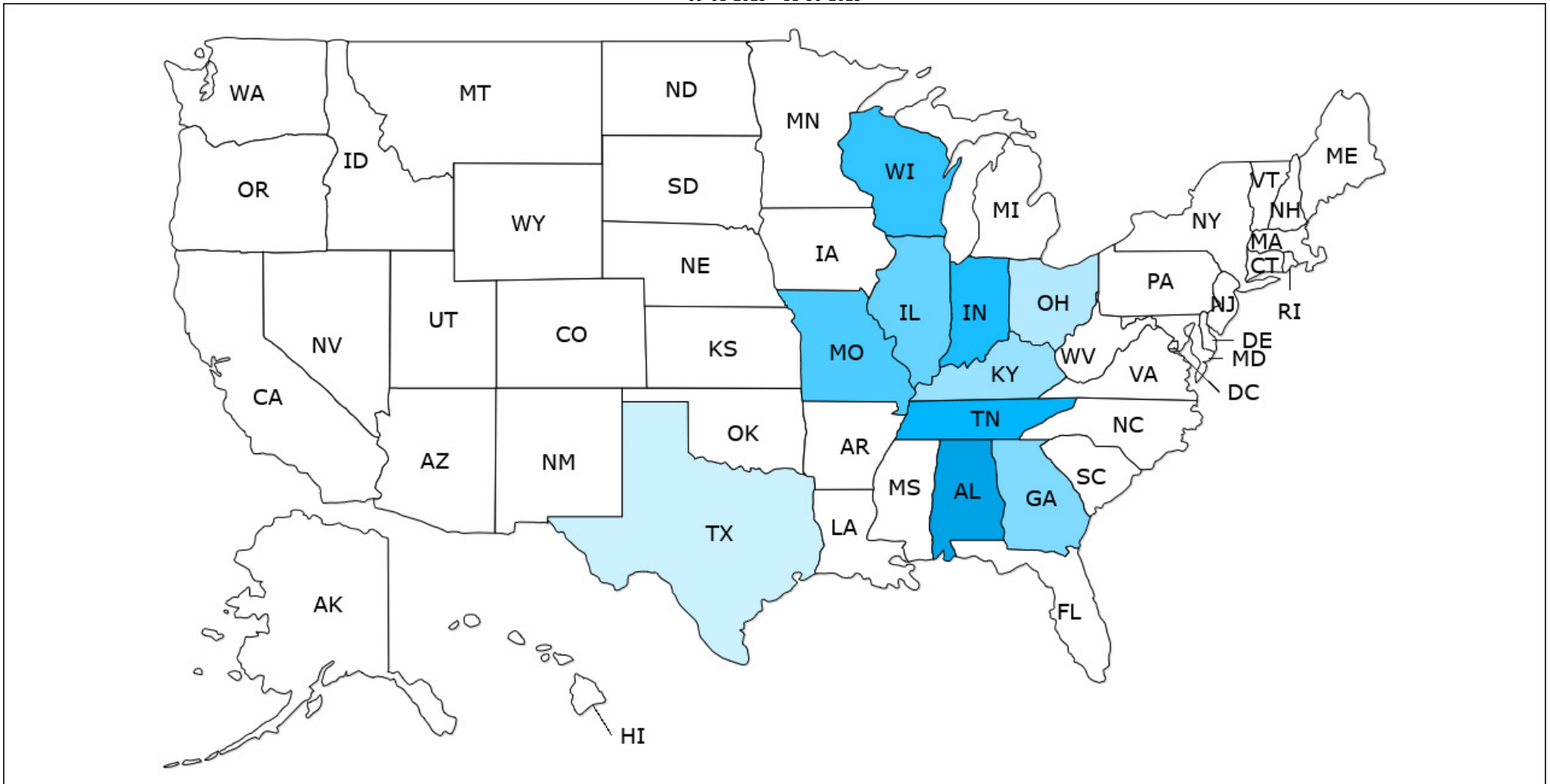


| State | # of Inquiries | % of Inquiries |
|--------------|----------------|----------------|
| TN | 645 | 9.93% |
| AL | 607 | 9.35% |
| MO | 550 | 8.47% |
| KY | 475 | 7.31% |
| GA | 442 | 6.81% |
| IN | 422 | 6.50% |
| TX | 414 | 6.37% |
| OH | 379 | 5.84% |
| IL | 330 | 5.08% |
| LA | 292 | 4.50% |
| Total | 4,556 | |

ALABAMA'S BEACHES

Top 10 Inquiry States

09-01-2025 - 11-30-2025

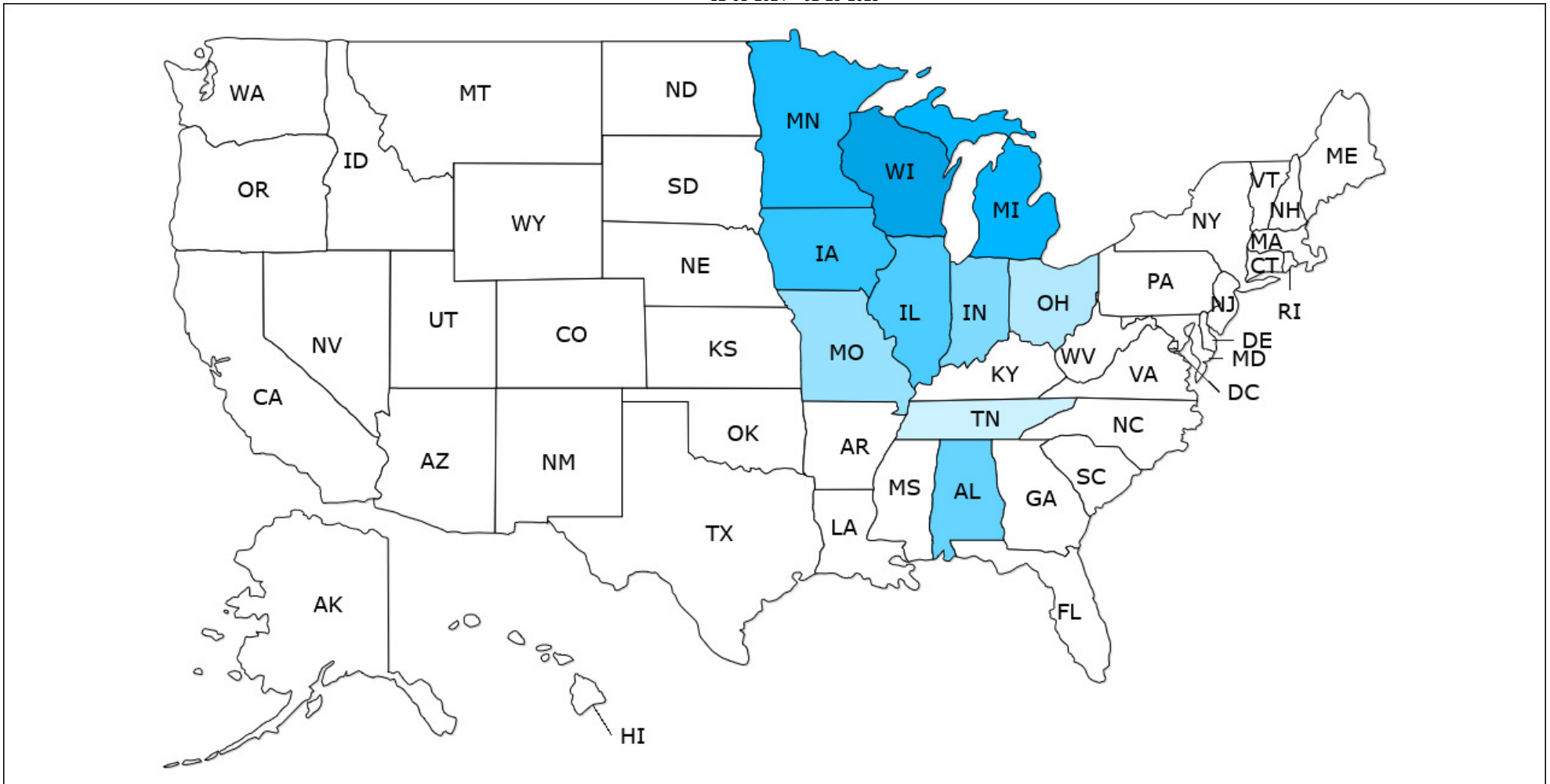


| State | # of Inquiries | % of Inquiries |
|--------------|-----------------------|-----------------------|
| AL | 324 | 10.14% |
| TN | 293 | 9.17% |
| IN | 211 | 6.61% |
| WI | 211 | 6.61% |
| MO | 206 | 6.45% |
| IL | 196 | 6.14% |
| GA | 188 | 5.89% |
| KY | 177 | 5.54% |
| OH | 166 | 5.20% |
| TX | 165 | 5.17% |
| Total | 2,137 | |




Orange Beach Welcome Center Guest Kiosk - Map

12-01-2024 - 02-28-2025

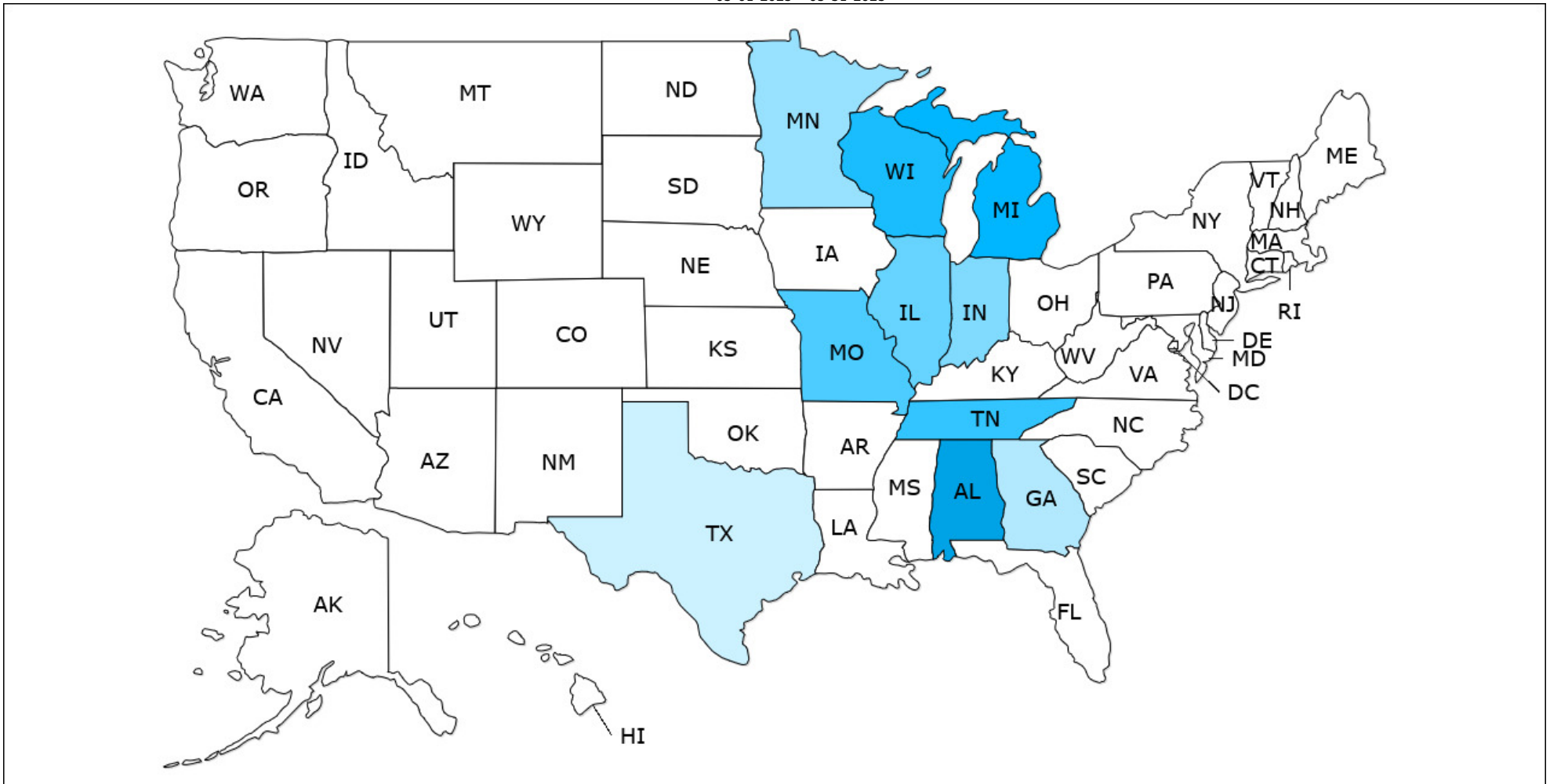


| State | # of Inquiries | % of Inquiries |
|--------------|-----------------------|-----------------------|
| WI | 352 | 15.34% |
| MI | 323 | 14.08% |
| MN | 251 | 10.94% |
| IA | 215 | 9.37% |
| IL | 202 | 8.81% |
| AL | 157 | 6.84% |
| IN | 147 | 6.41% |
| MO | 100 | 4.36% |
| OH | 80 | 3.49% |
| TN | 51 | 2.22% |
| Total | 1,878 | |



Orange Beach Welcome Center Guest Kiosk - Map

03-01-2025 - 05-31-2025

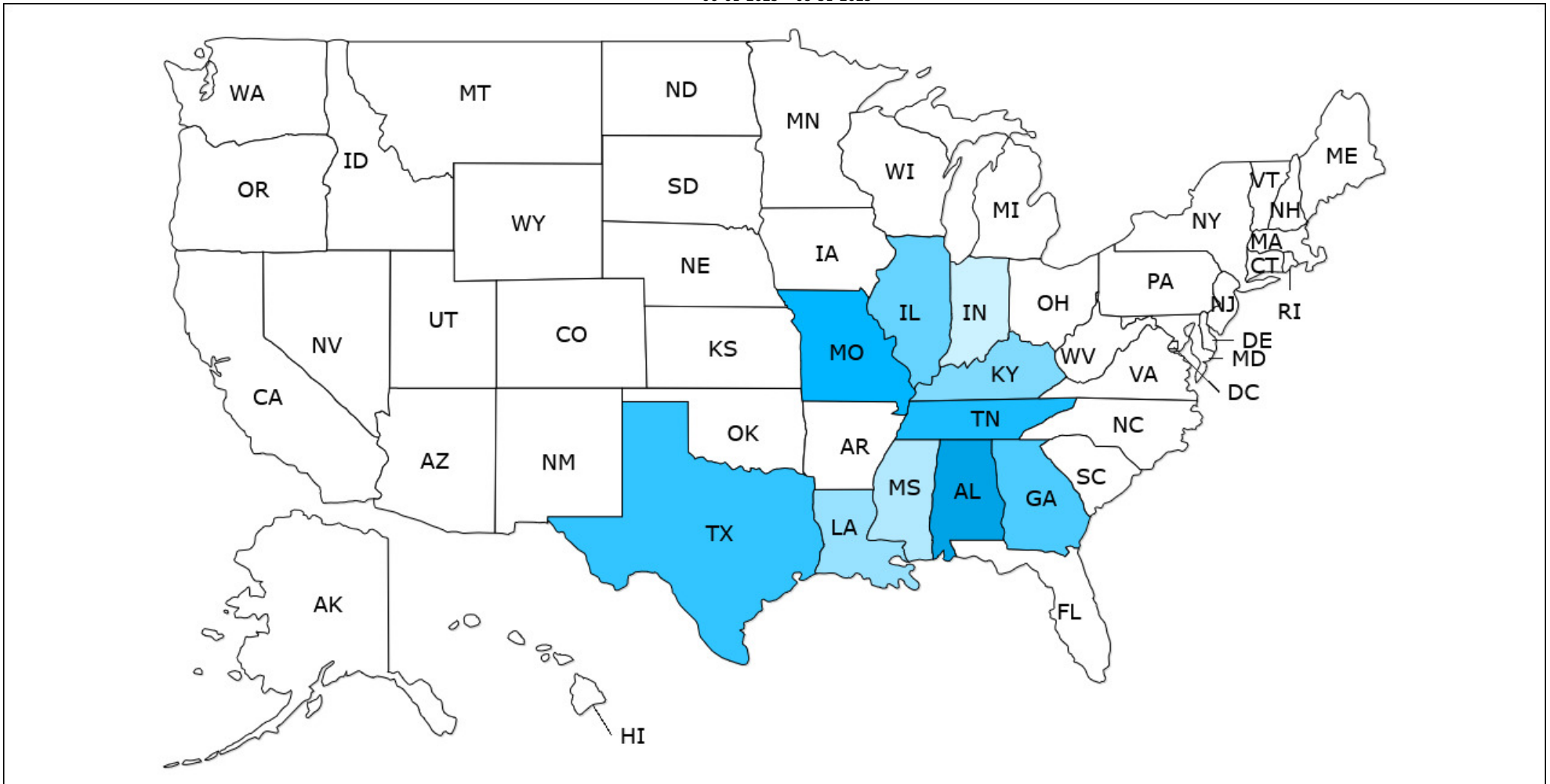


| State | # of Inquiries | % of Inquiries |
|--------------|-----------------------|-----------------------|
| AL | 245 | 17.00% |
| MI | 133 | 9.23% |
| WI | 112 | 7.77% |
| TN | 91 | 6.32% |
| MO | 86 | 5.97% |
| IL | 82 | 5.69% |
| IN | 77 | 5.34% |
| MN | 63 | 4.37% |
| GA | 58 | 4.02% |
| TX | 57 | 3.96% |
| Total | 1,004 | |



Orange Beach Welcome Center Guest Kiosk - Map

06-01-2025 - 08-31-2025

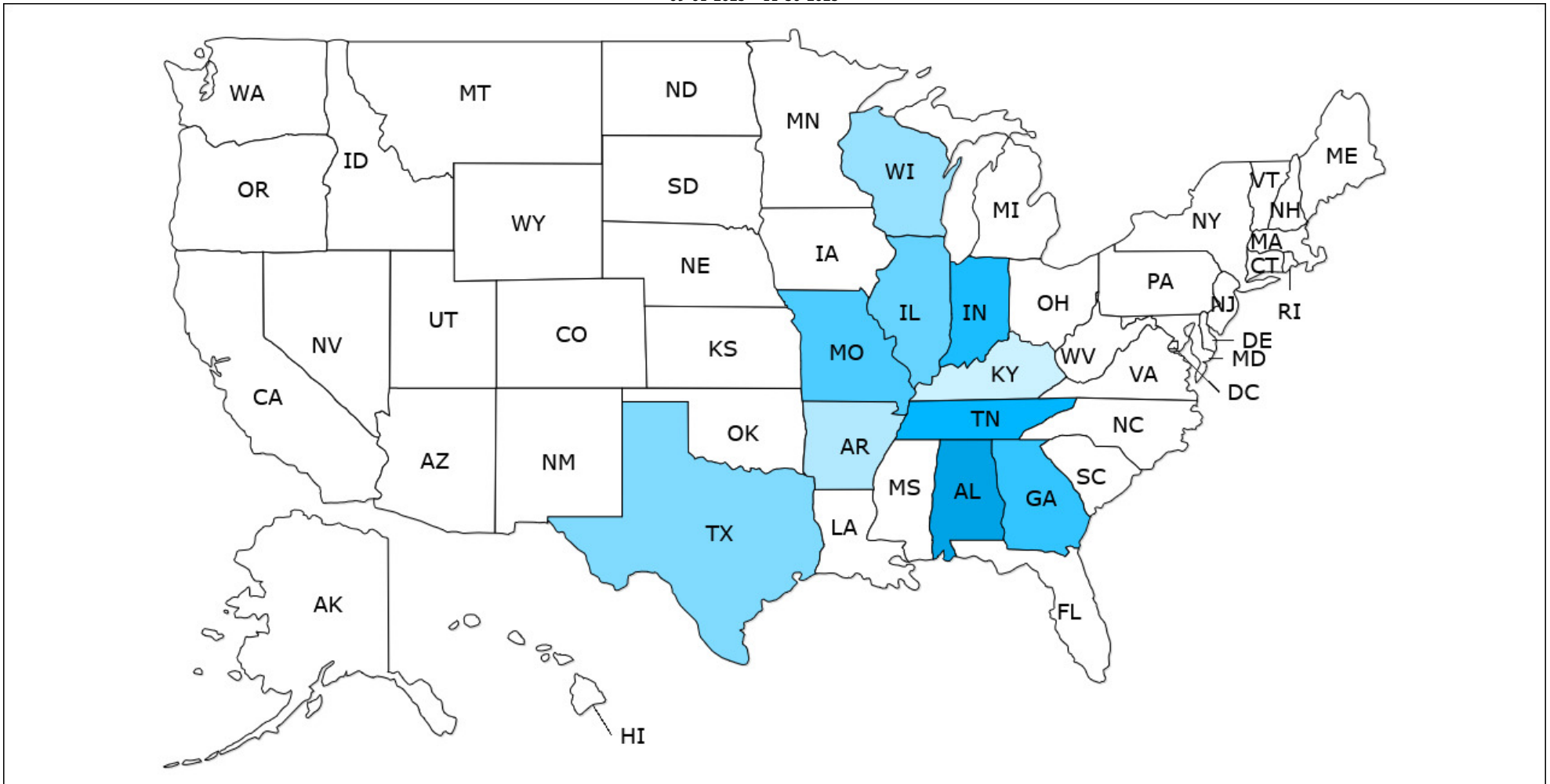


| State | # of Inquiries | % of Inquiries |
|--------------|-----------------------|-----------------------|
| AL | 266 | 25.48% |
| MO | 81 | 7.76% |
| TN | 74 | 7.09% |
| TX | 63 | 6.03% |
| GA | 58 | 5.56% |
| IL | 57 | 5.46% |
| KY | 55 | 5.27% |
| LA | 50 | 4.79% |
| MS | 46 | 4.41% |
| IN | 43 | 4.12% |
| Total | 793 | |



Orange Beach Welcome Center Guest Kiosk - Map

09-01-2025 - 11-30-2025



| State | # of Inquiries | % of Inquiries |
|--------------|-----------------------|-----------------------|
| AL | 301 | 23.68% |
| TN | 123 | 9.68% |
| IN | 89 | 7.00% |
| GA | 66 | 5.19% |
| MO | 64 | 5.04% |
| IL | 62 | 4.88% |
| TX | 59 | 4.64% |
| WI | 55 | 4.33% |
| AR | 51 | 4.01% |
| KY | 50 | 3.93% |
| Total | 920 | |