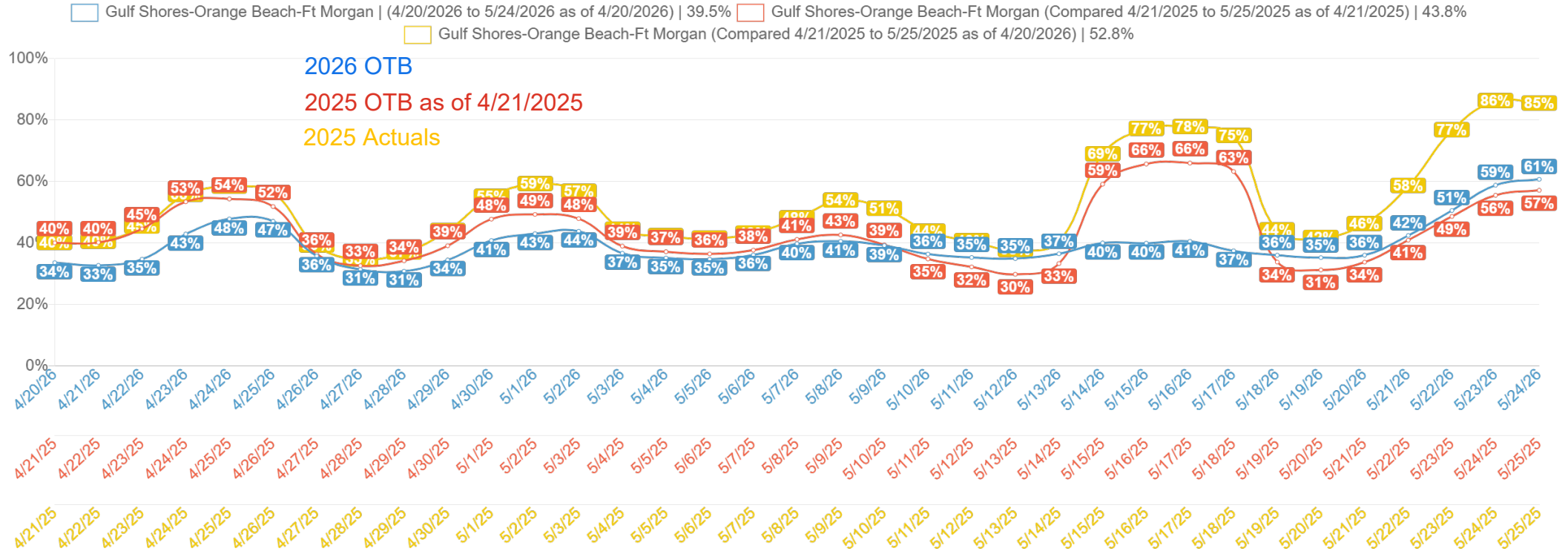


2026 30+ Day Occupancy Paid and Owner On-the-Books (OTB) Occupancy_Daily View_Same Day-of-Week 2025 Comparison



Gulf Shores-Orange Beach-Ft Morgan Adjusted Paid & Owner Occupancy



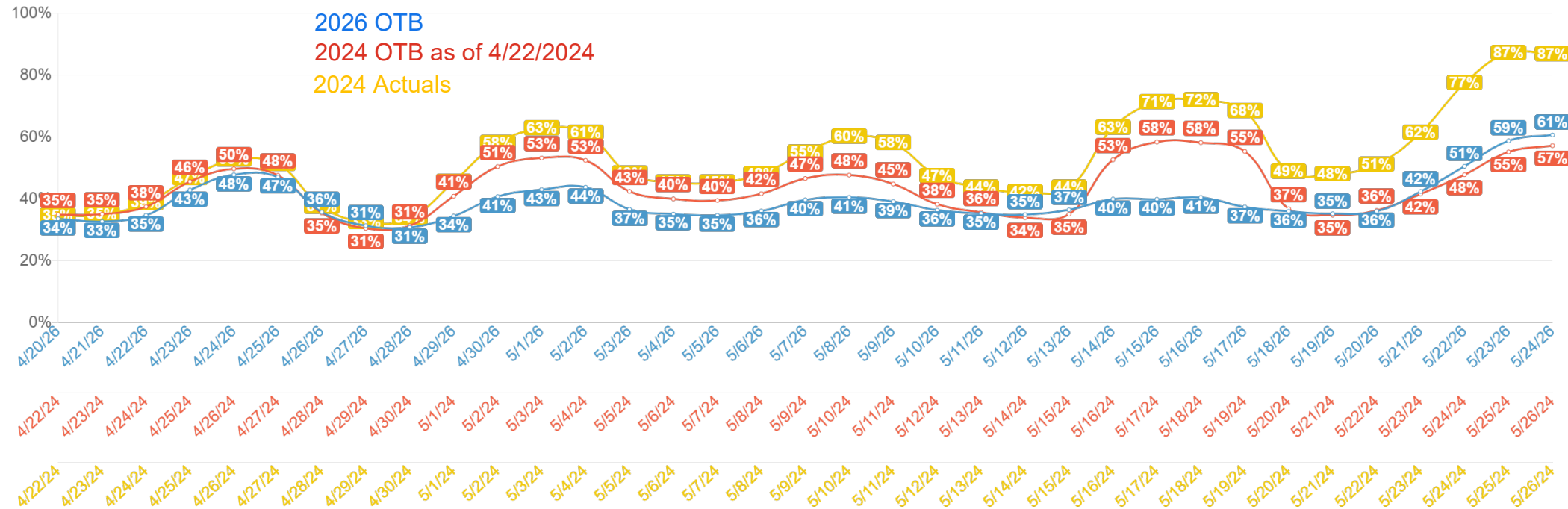
2026 30+ Day Occupancy Paid and Owner On-the-Books (OTB) Occupancy_Daily View_Same Day-of-Week 2024 Comparison



Gulf Shores-Orange Beach-Ft Morgan Adjusted Paid & Owner Occupancy

■ Gulf Shores-Orange Beach-Ft Morgan | (4/20/2026 to 5/24/2026 as of 4/20/2026) | 39.5%
 ■ Gulf Shores-Orange Beach-Ft Morgan (Compared 4/22/2024 to 5/26/2024 as of 4/22/2024) | 43.7%
 ■ Gulf Shores-Orange Beach-Ft Morgan (Compared 4/22/2024 to 5/26/2024 as of 4/20/2026) | 53.3%

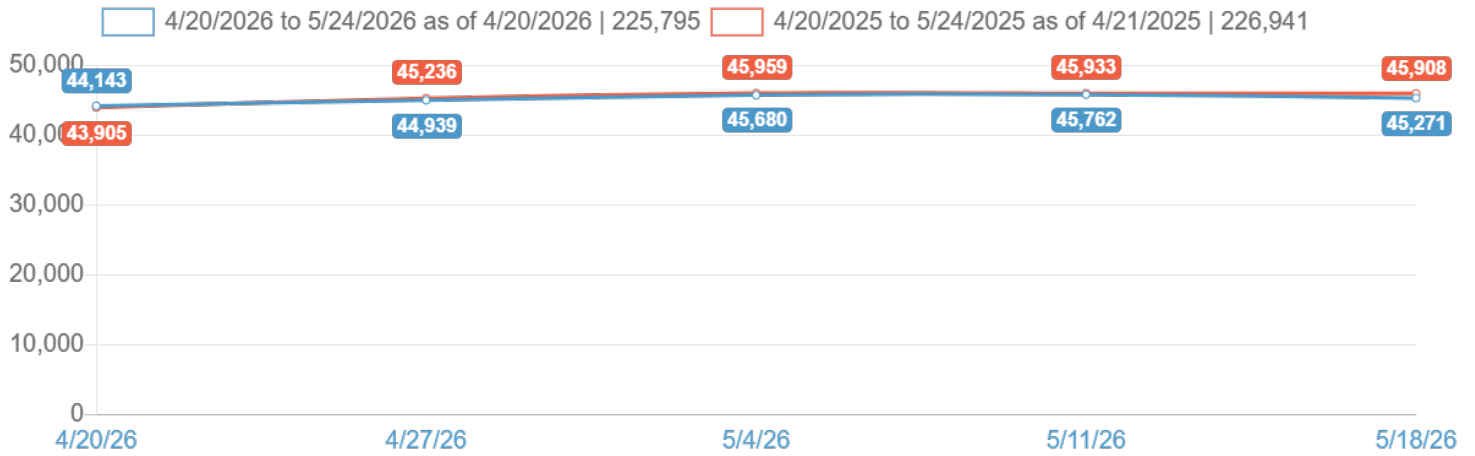
2026 OTB
2024 OTB as of 4/22/2024
2024 Actuals



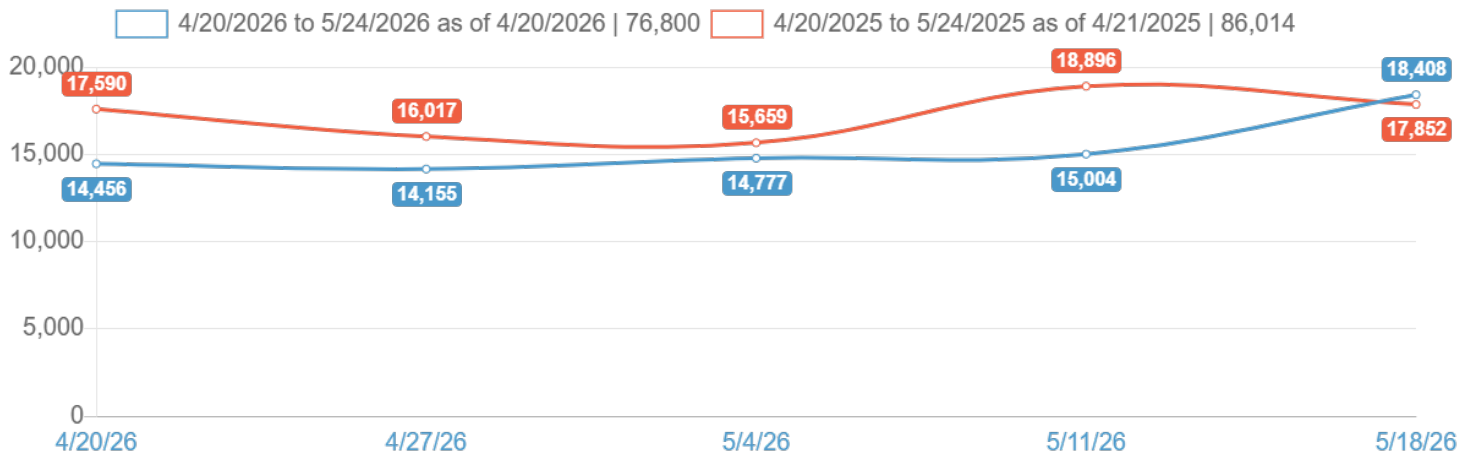
Copyright Key Data, LLC 2026
 Created: 4/20/26 08:04 AM
 Data Source: VR (Direct)
 Market(s): Gulf Shores-Orange Beach-Ft Morgan
 Filter(s): none

KPI	Value	Compared	Difference
Nights Available	225,795	226,941	-1%
Guest Nights	76,800	86,014	-11%
Avg. Length of Stay	5.0	4.8	4%
Avg. Booking Window	90	94	-4%

Nights Available

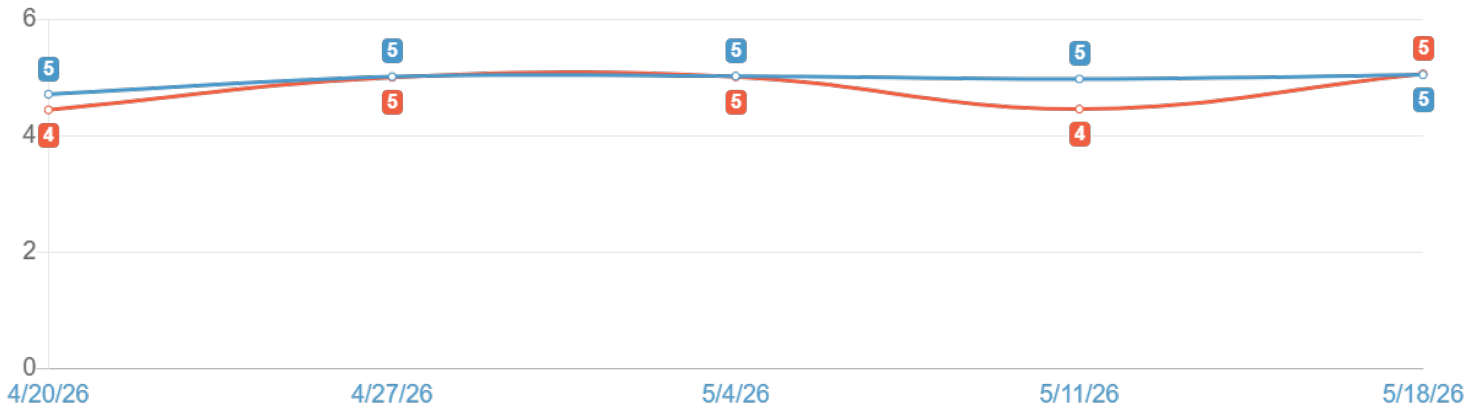


Guest Nights



Avg. Length of Stay

4/20/2026 to 5/24/2026 as of 4/20/2026 | 5.0 4/20/2025 to 5/24/2025 as of 4/21/2025 | 4.8



Avg. Booking Window

4/20/2026 to 5/24/2026 as of 4/20/2026 | 90 4/20/2025 to 5/24/2025 as of 4/21/2025 | 94

