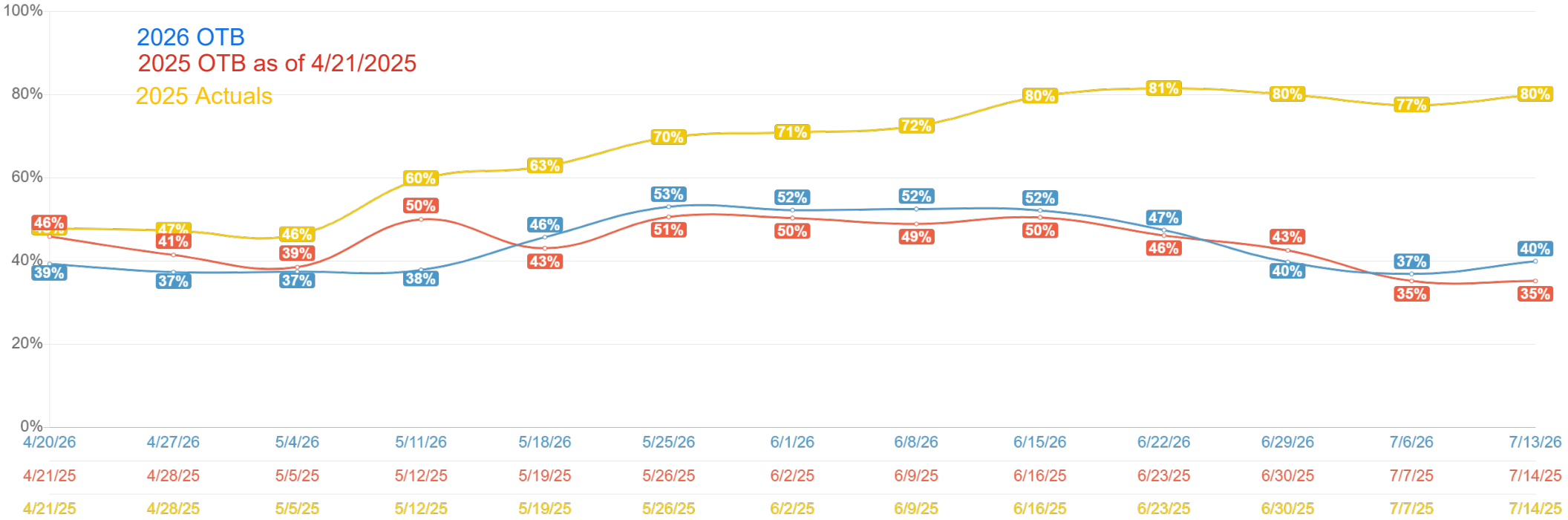


2026 90+ Day Occupancy Paid and Owner On-the-Books (OTB) Occupancy_Weekly View_Same Day-of-Week 2025 Comparison



Gulf Shores-Orange Beach-Ft Morgan Adjusted Paid & Owner Occupancy

 Gulf Shores-Orange Beach-Ft Morgan | (4/20/2026 to 7/19/2026 as of 4/20/2026) | 44.0%
 Gulf Shores-Orange Beach-Ft Morgan (Compared 4/21/2025 to 7/20/2025 as of 4/21/2025) | 44.5%
 Gulf Shores-Orange Beach-Ft Morgan (Compared 4/21/2025 to 7/20/2025 as of 4/20/2026) | 67.4%



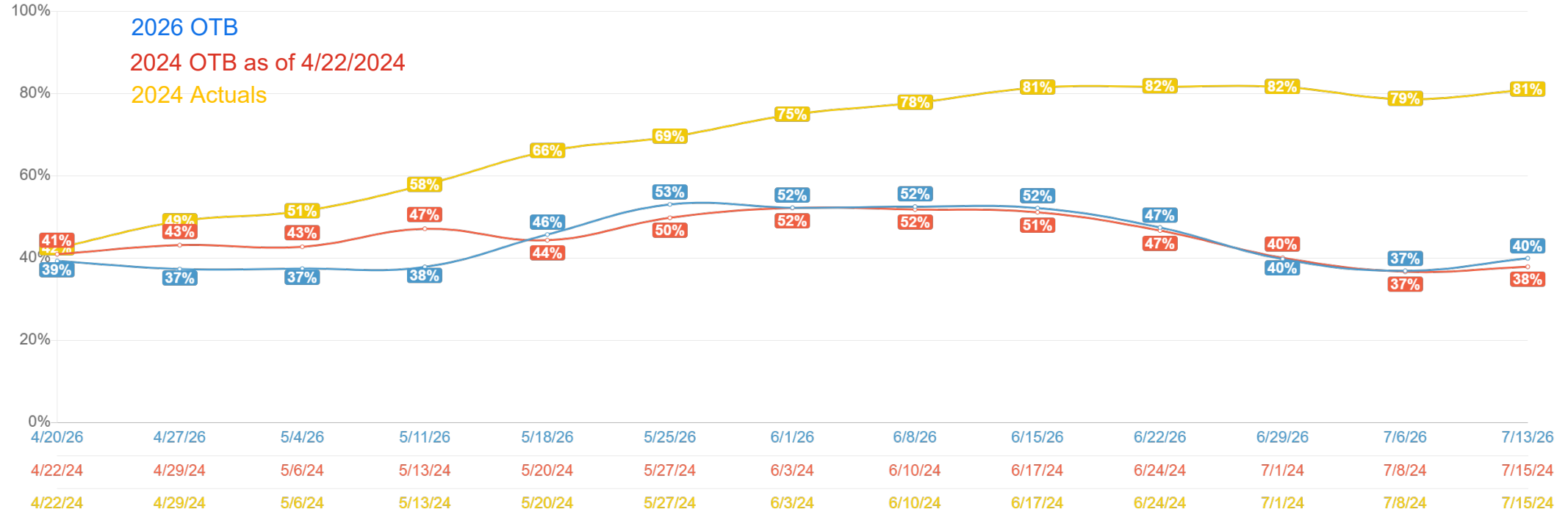
Copyright Key Data, LLC 2026
 Created: 4/20/26 08:04 AM
 Data Source: VR (Direct)
 Market(s): Gulf Shores-Orange Beach-Ft Morgan
 Filter(s): none

2026 90+ Day Occupancy
 Paid and Owner On-the-Books (OTB) Occupancy_Weekly View_Same Day-of-Week 2024 Comparison



Gulf Shores-Orange Beach-Ft Morgan Adjusted Paid & Owner Occupancy

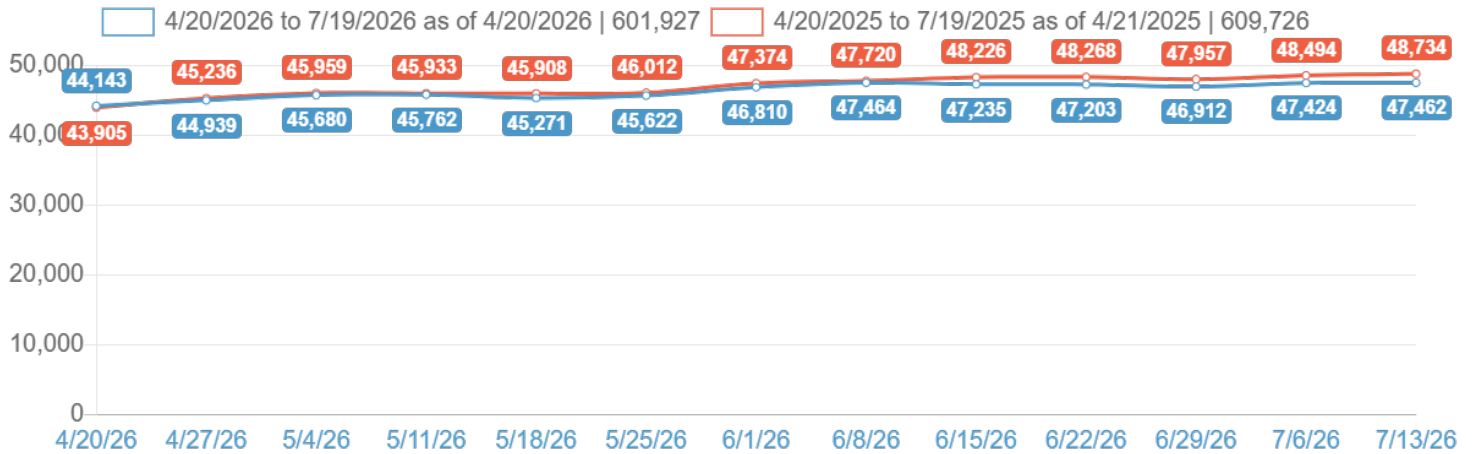
 Gulf Shores-Orange Beach-Ft Morgan | (4/20/2026 to 7/19/2026 as of 4/20/2026) | 44.0%
 Gulf Shores-Orange Beach-Ft Morgan (Compared 4/22/2024 to 7/21/2024 as of 4/22/2024) | 45.0%
 Gulf Shores-Orange Beach-Ft Morgan (Compared 4/22/2024 to 7/21/2024 as of 4/20/2026) | 68.9%



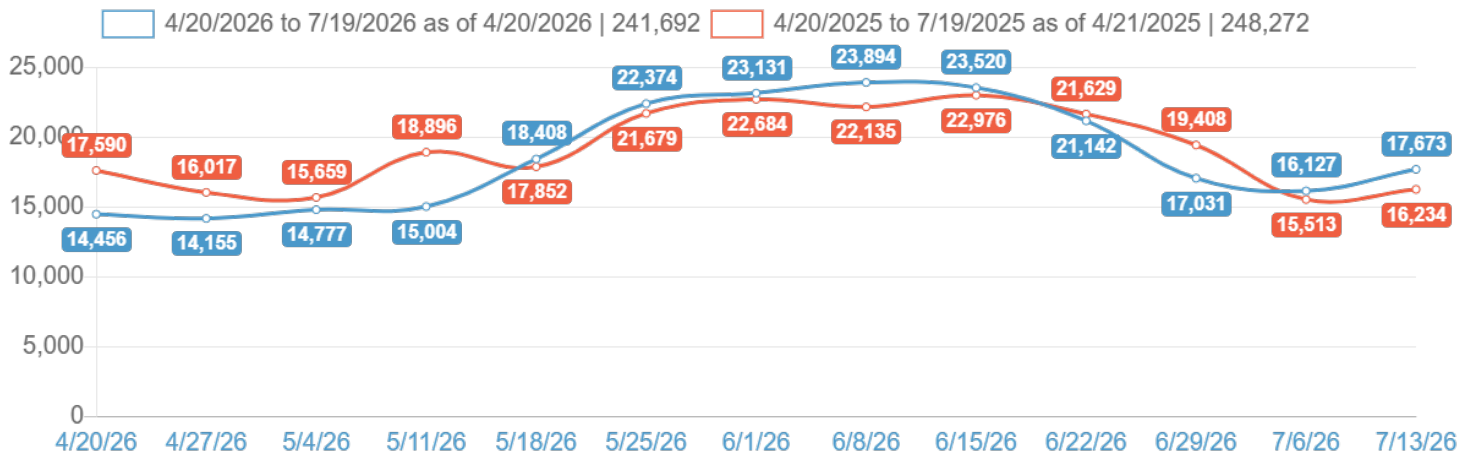
Copyright Key Data, LLC 2026
 Created: 4/20/26 08:04 AM
 Data Source: VR (Direct)
 Market(s): Gulf Shores-Orange Beach-Ft Morgan
 Filter(s): none

KPI	Value	Compared	Difference
Nights Available	601,927	609,726	-1%
Guest Nights	241,692	248,272	-3%
Avg. Length of Stay	5.2	5.2	1%
Avg. Booking Window	124	121	2%

Nights Available

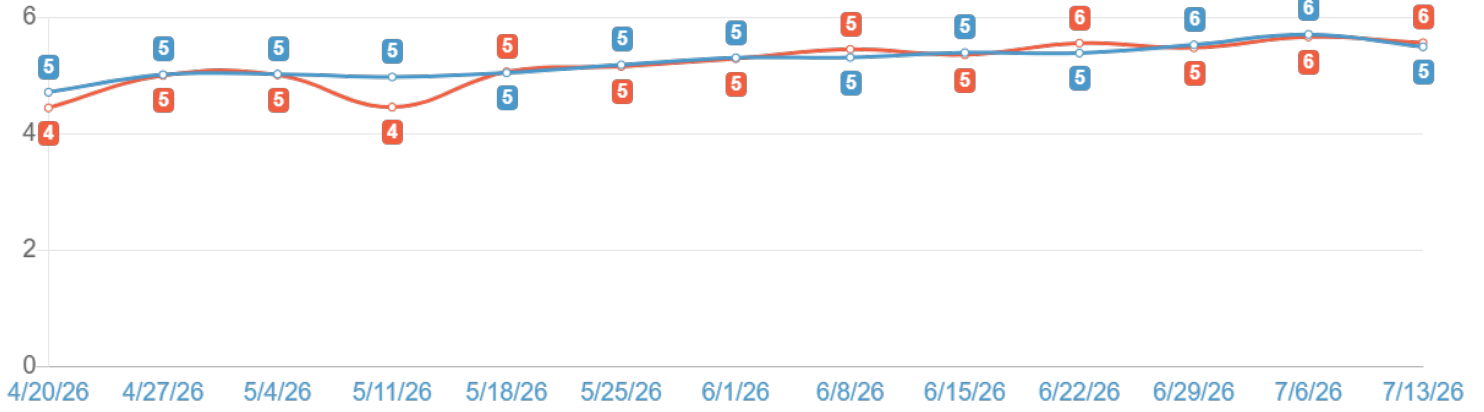


Guest Nights



Avg. Length of Stay

4/20/2026 to 7/19/2026 as of 4/20/2026 | 5.2 4/20/2025 to 7/19/2025 as of 4/21/2025 | 5.2



Avg. Booking Window

4/20/2026 to 7/19/2026 as of 4/20/2026 | 124 4/20/2025 to 7/19/2025 as of 4/21/2025 | 121

