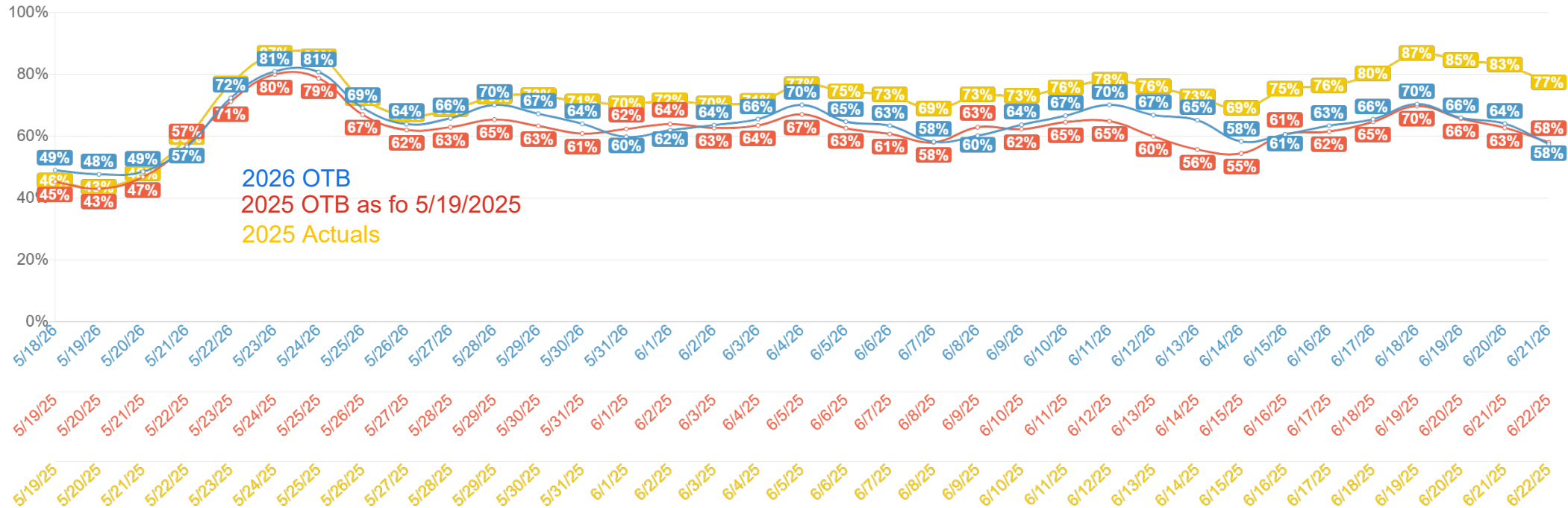


Gulf Shores-Orange Beach-Ft Morgan Adjusted Paid & Owner Occupancy

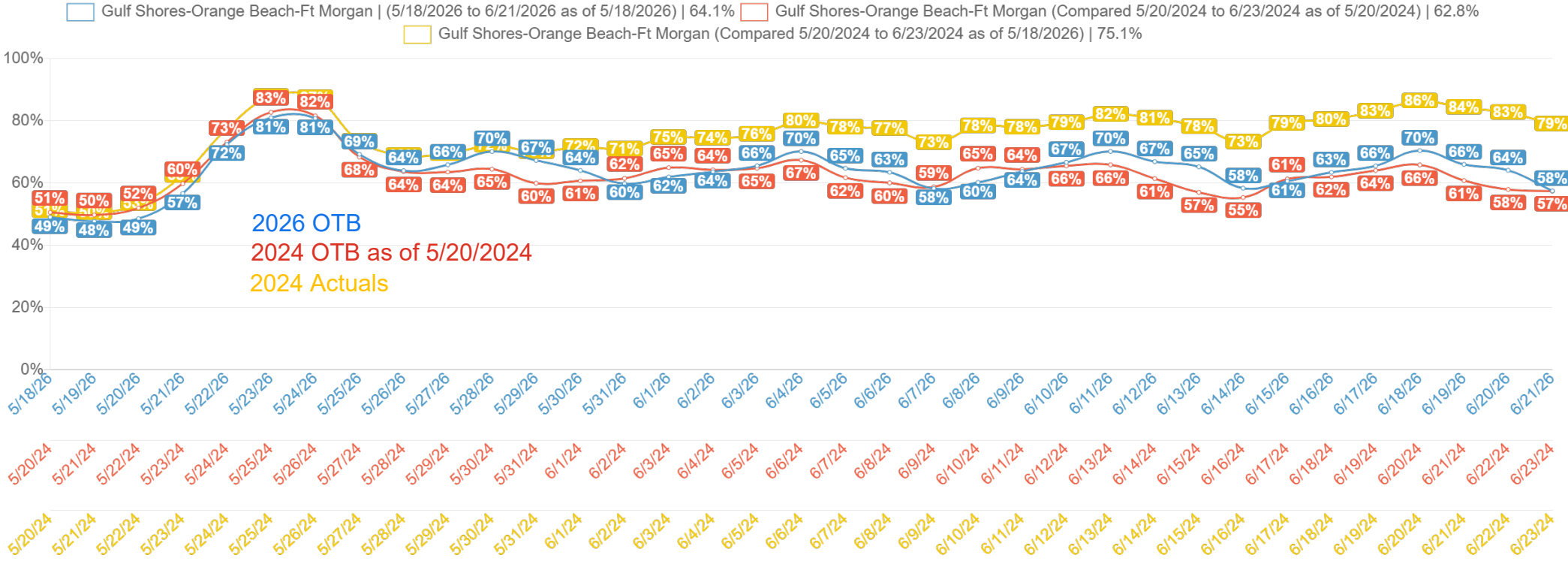
 Gulf Shores-Orange Beach-Ft Morgan | (5/18/2026 to 6/21/2026 as of 5/18/2026) | 64.1%
 Gulf Shores-Orange Beach-Ft Morgan (Compared 5/19/2025 to 6/22/2025 as of 5/19/2025) | 62.1%
 Gulf Shores-Orange Beach-Ft Morgan (Compared 5/19/2025 to 6/22/2025 as of 5/18/2026) | 72.3%



2026 30+ Day Occupancy Paid and Owner On-the-Books (OTB) Occupancy_Daily View_Same Day-of-Week 2024 Comparison



Gulf Shores-Orange Beach-Ft Morgan Adjusted Paid & Owner Occupancy

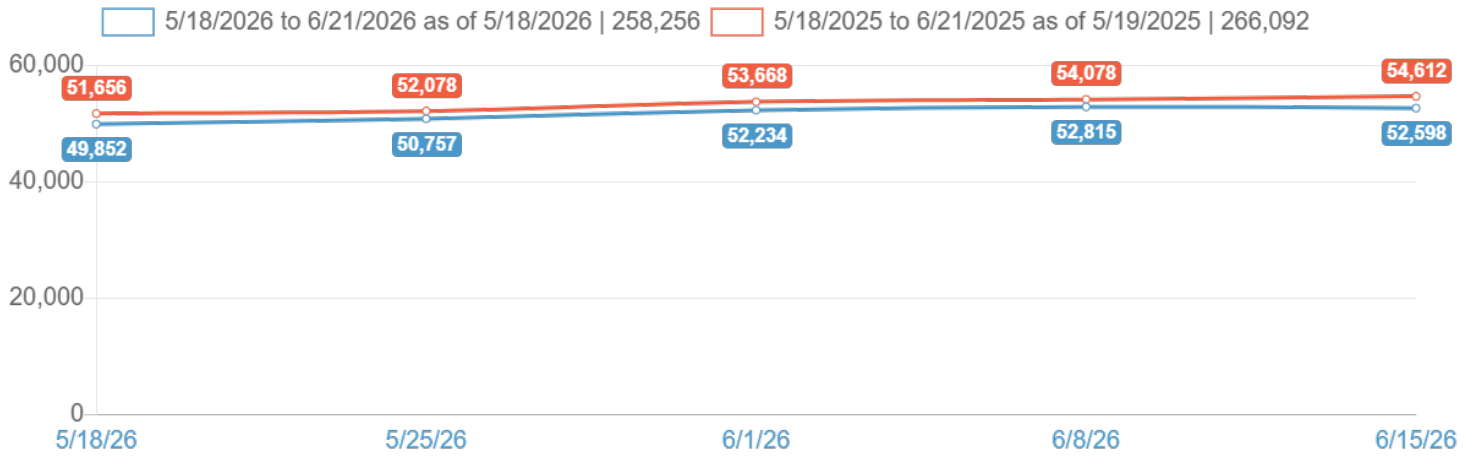


Copyright Key Data, LLC 2026
 Created: 5/18/26 08:05 AM
 Data Source: VR (Direct)
 Market(s): Gulf Shores-Orange Beach-Ft Morgan
 Filter(s): none

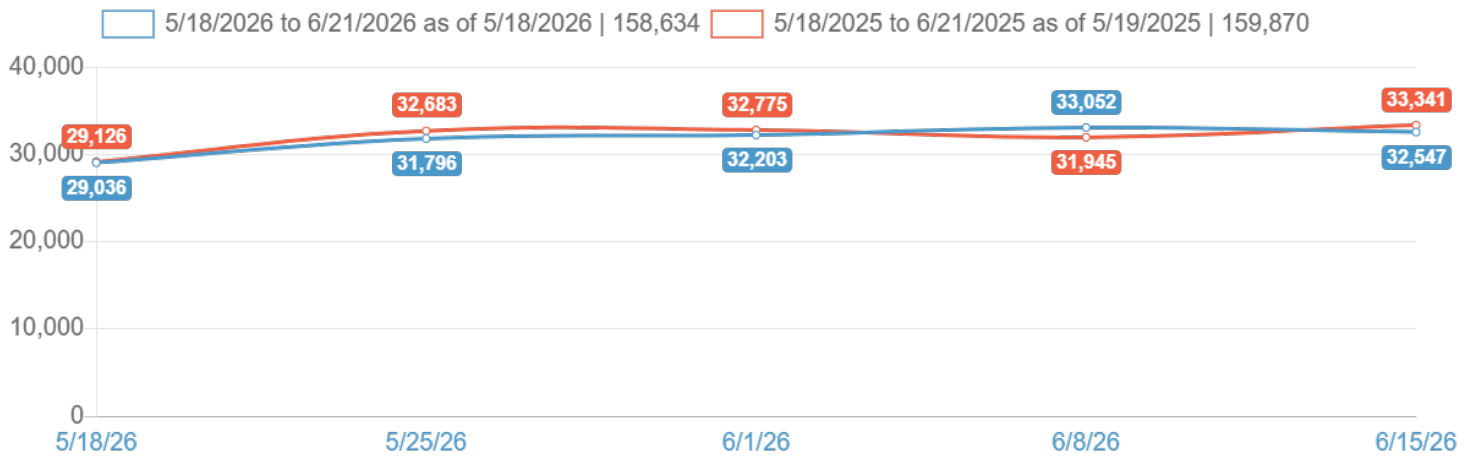
Data Source: VR (Direct)

KPI	Value	Compared	Difference
Nights Available	258,256	266,092	-3%
Guest Nights	158,634	159,870	-1%
Avg. Length of Stay	4.9	4.8	2%
Avg. Booking Window	101	95	7%

Nights Available

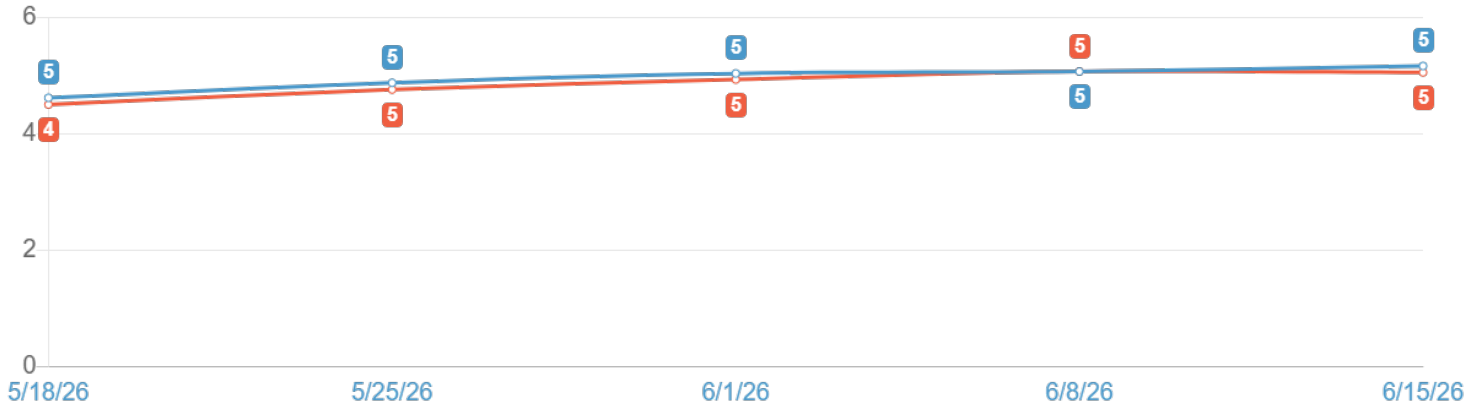


Guest Nights



Avg. Length of Stay

5/18/2026 to 6/21/2026 as of 5/18/2026 | 4.9 5/18/2025 to 6/21/2025 as of 5/19/2025 | 4.8



Avg. Booking Window

5/18/2026 to 6/21/2026 as of 5/18/2026 | 101 5/18/2025 to 6/21/2025 as of 5/19/2025 | 95

