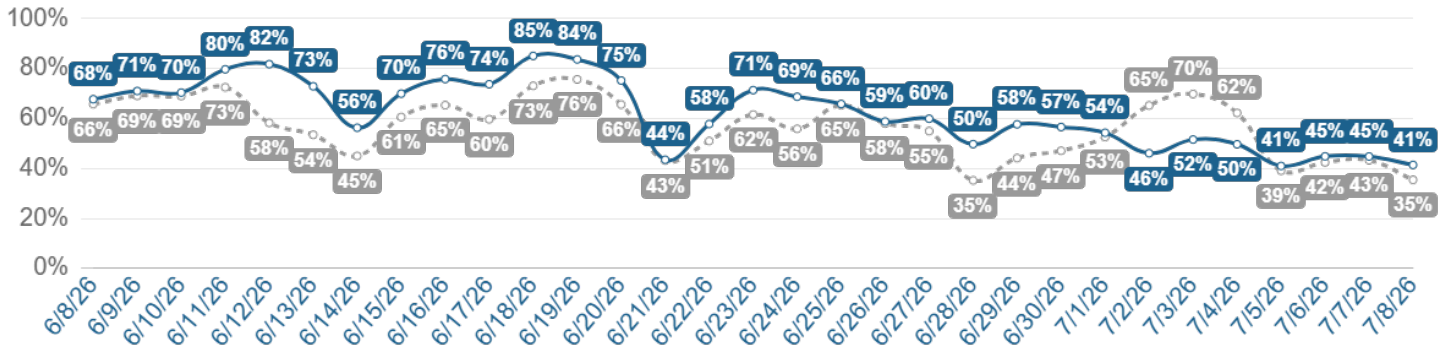


Data Source: Hotel (Direct)

KPI	Value	Compared	Difference
Paid Occupancy % (Hotels)	62.2%	56.8%	9%
Guest Nights (Hotels)	32,643	29,811	9%
Avg. Booking Window (Hotels)	79	78	1%
Avg. Length of Stay (Hotels)	3.0	2.8	5%

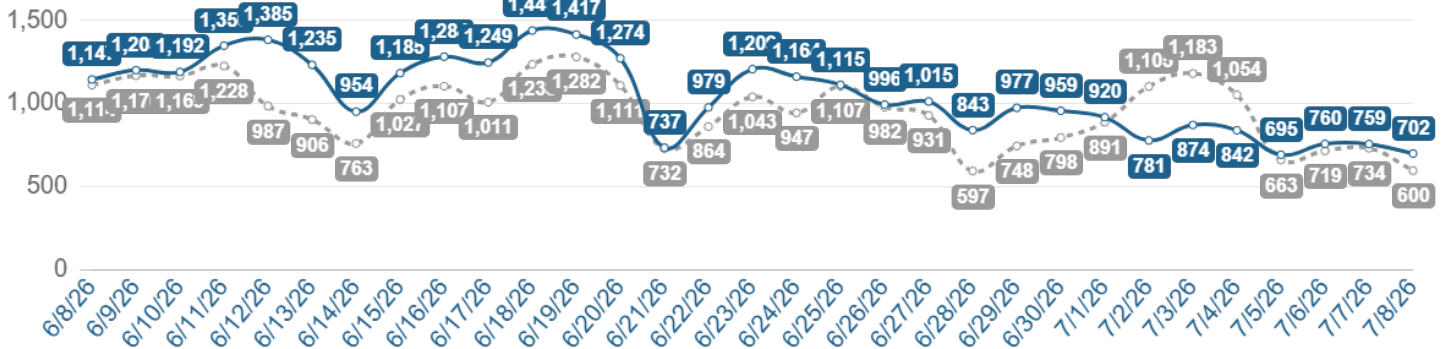
Paid Occupancy %

■ Gulf Shores-Orange Beach-Ft Morgan Hotels | 6/8/2026 to 7/8/2026 (as of 05/31/2026)
■ Gulf Shores-Orange Beach-Ft Morgan Hotels | 6/9/2025 to 7/9/2025 (as of 06/01/2025)



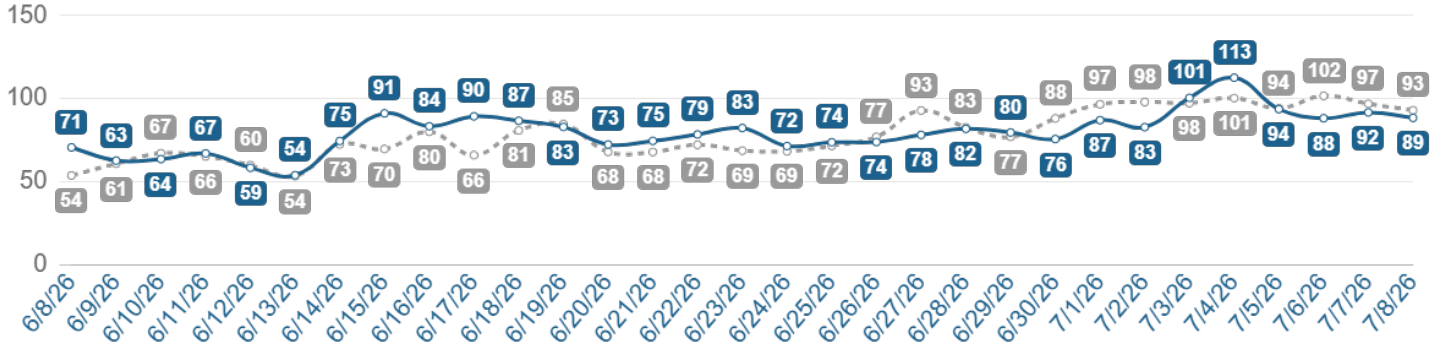
Guest Nights

■ Gulf Shores-Orange Beach-Ft Morgan Hotels | 6/8/2026 to 7/8/2026 (as of 05/31/2026)
■ Gulf Shores-Orange Beach-Ft Morgan Hotels | 6/9/2025 to 7/9/2025 (as of 06/01/2025)



Avg. Booking Window

Gulf Shores-Orange Beach-Ft Morgan Hotels | 6/8/2026 to 7/8/2026 (as of 05/31/2026)
 Gulf Shores-Orange Beach-Ft Morgan Hotels | 6/9/2025 to 7/9/2025 (as of 06/01/2025)



Avg. Length of Stay

Gulf Shores-Orange Beach-Ft Morgan Hotels | 6/8/2026 to 7/8/2026 (as of 05/31/2026)
 Gulf Shores-Orange Beach-Ft Morgan Hotels | 6/9/2025 to 7/9/2025 (as of 06/01/2025)

