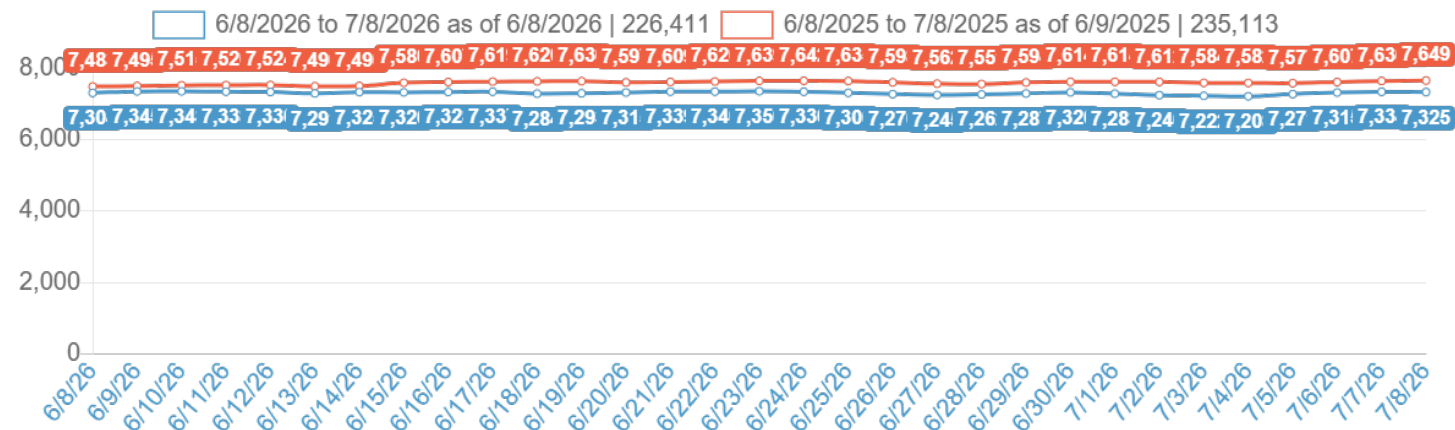


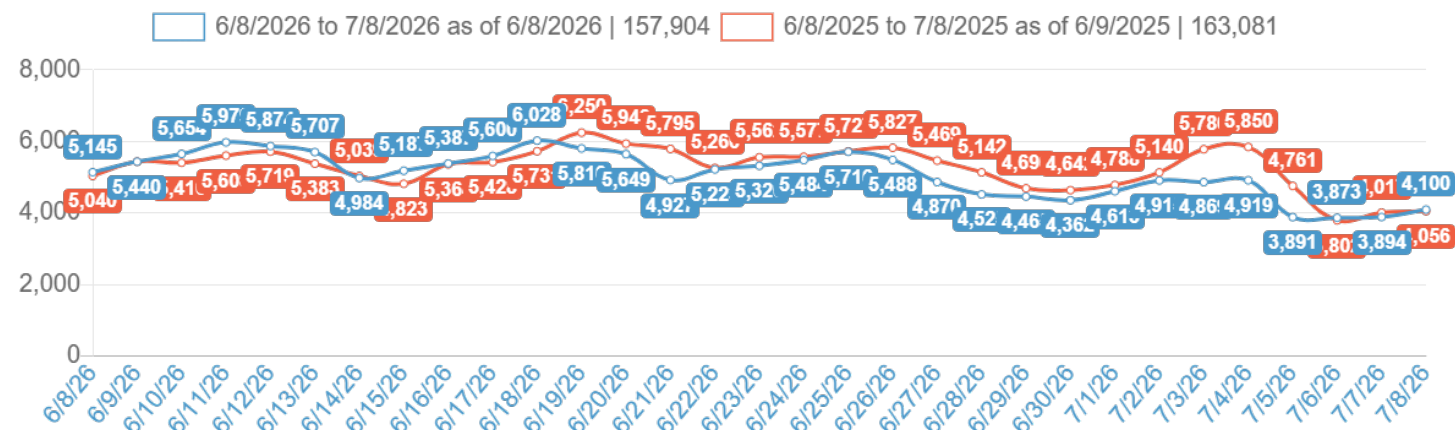
Data Source: VR (Direct)

KPI	Value	Compared	Difference
Nights Available	226,411	235,113	-4%
Guest Nights	157,904	163,081	-3%
Adjusted Paid & Owner Occupancy	71.6%	71.2%	1%
Avg. Length of Stay	4.9	4.9	1%
Avg. Booking Window	94	91	3%
% Cancelled Nights	15.0%	12.5%	20%
Guest Checkins	30,631	32,802	-7%
Guest Checkouts	31,527	34,086	-8%

Nights Available

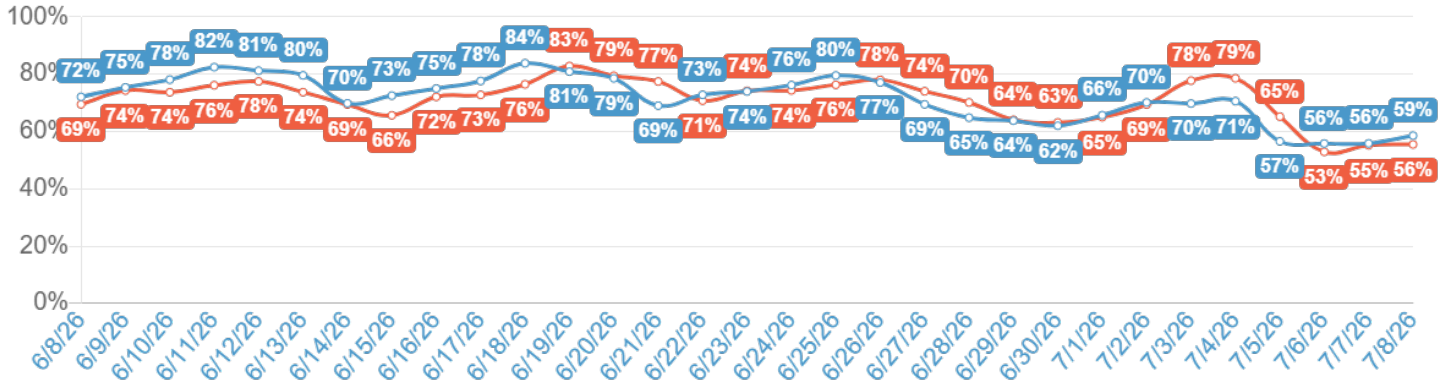


Guest Nights



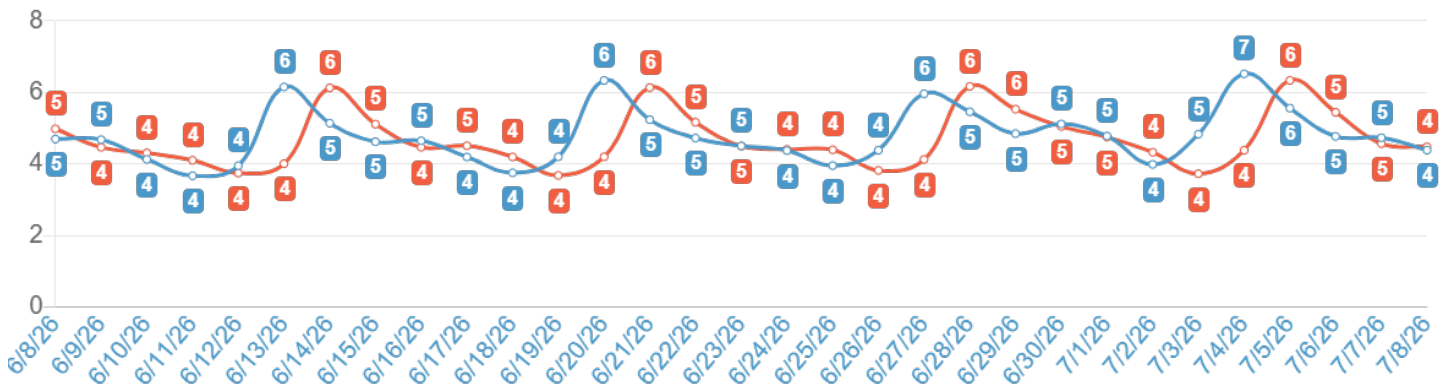
Adjusted Paid & Owner Occupancy

6/8/2026 to 7/8/2026 as of 6/8/2026 | 71.6% 6/8/2025 to 7/8/2025 as of 6/9/2025 | 71.2%



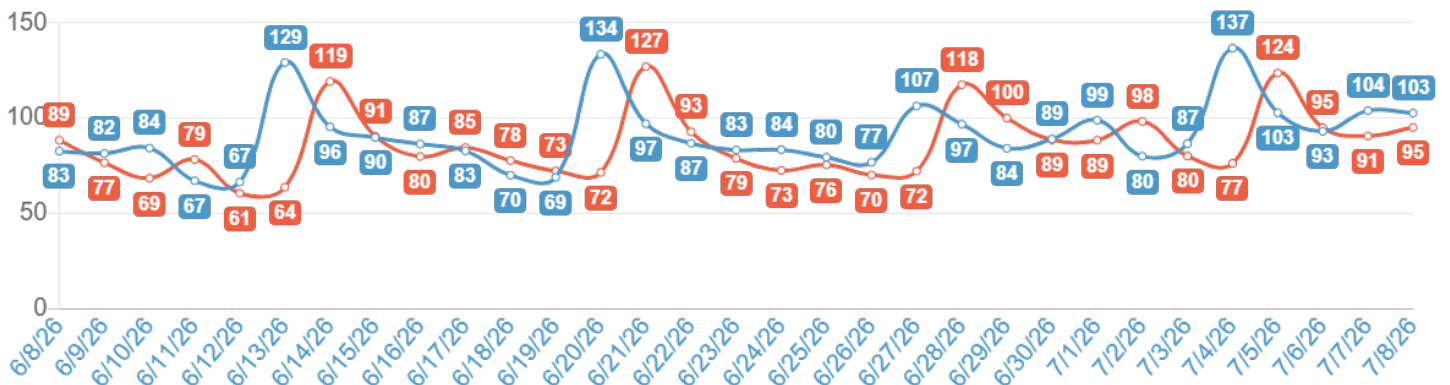
Avg. Length of Stay

6/8/2026 to 7/8/2026 as of 6/8/2026 | 4.9 6/8/2025 to 7/8/2025 as of 6/9/2025 | 4.9



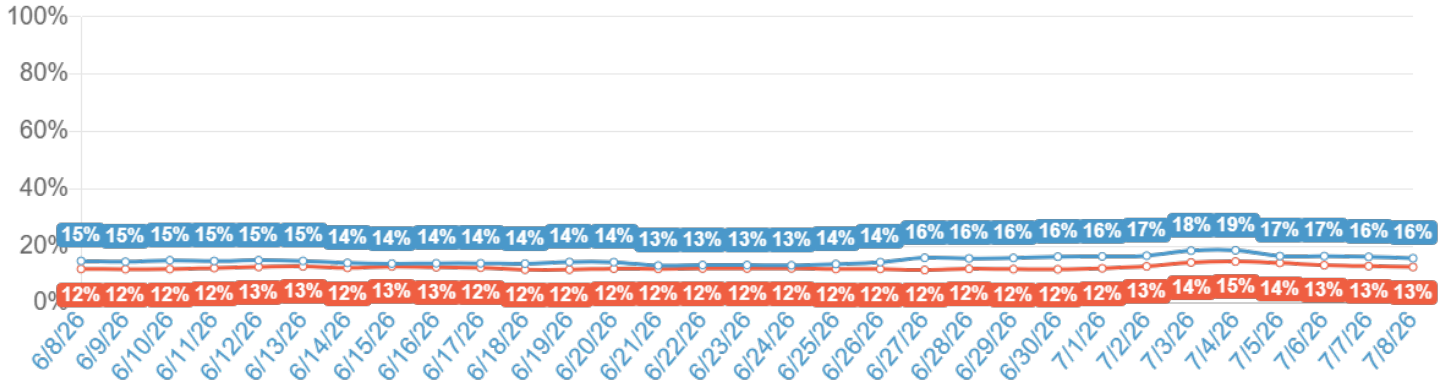
Avg. Booking Window

6/8/2026 to 7/8/2026 as of 6/8/2026 | 94 6/8/2025 to 7/8/2025 as of 6/9/2025 | 91



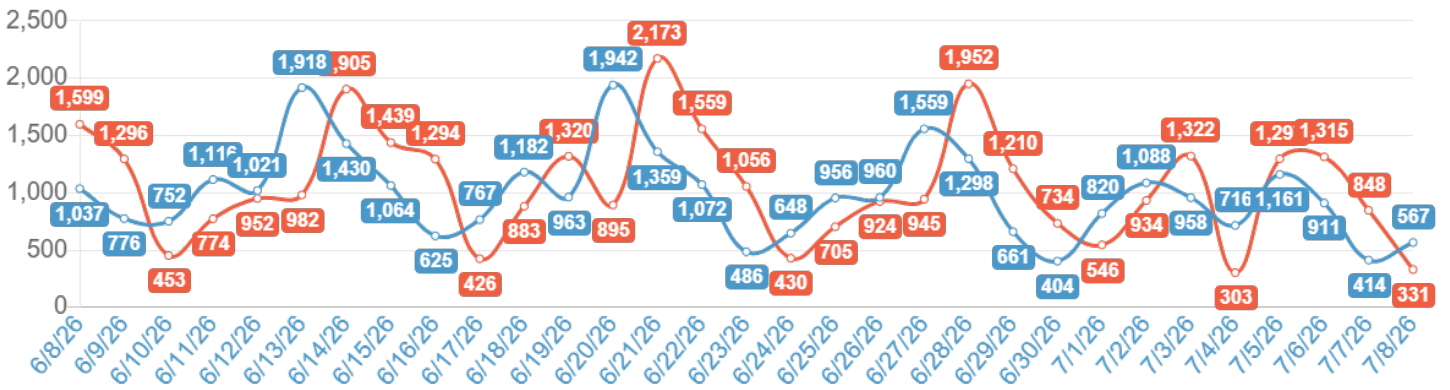
% Cancelled Nights

□ 6/8/2026 to 7/8/2026 as of 6/8/2026 | 15.0%
 □ 6/8/2025 to 7/8/2025 as of 6/9/2025 | 12.5%



Guest Checkins

□ 6/8/2026 to 7/8/2026 as of 6/8/2026 | 30,631
 □ 6/8/2025 to 7/8/2025 as of 6/9/2025 | 32,802



Guest Checkouts

□ 6/8/2026 to 7/8/2026 as of 6/8/2026 | 31,527
 □ 6/8/2025 to 7/8/2025 as of 6/9/2025 | 34,086

