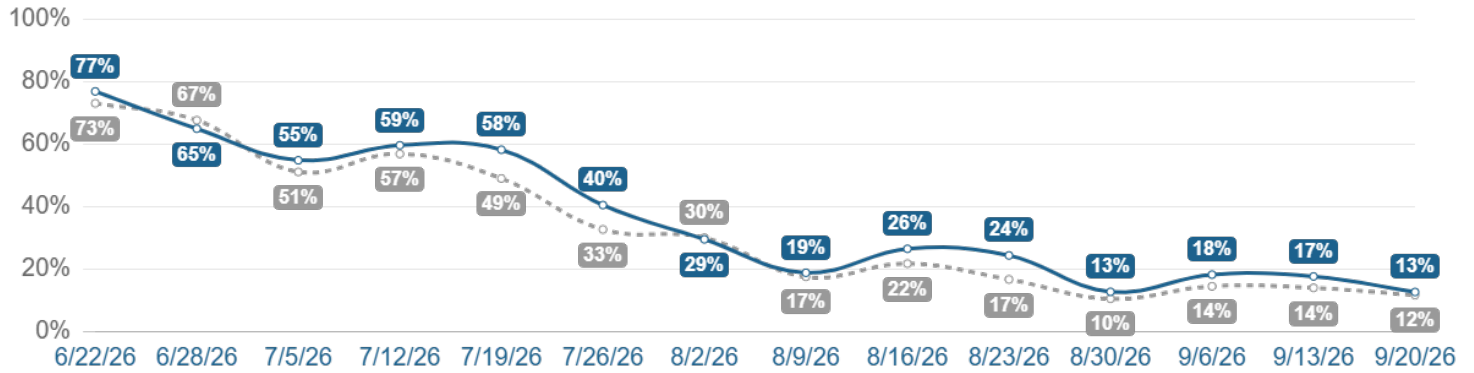


Data Source: Hotel (Direct)

KPI	Value	Compared	Difference
Paid Occupancy % (Hotels)	37.8%	34.2%	11%
Guest Nights (Hotels)	58,266	52,695	11%
Avg. Booking Window (Hotels)	96	90	6%
Avg. Length of Stay (Hotels)	2.9	2.9	-0%

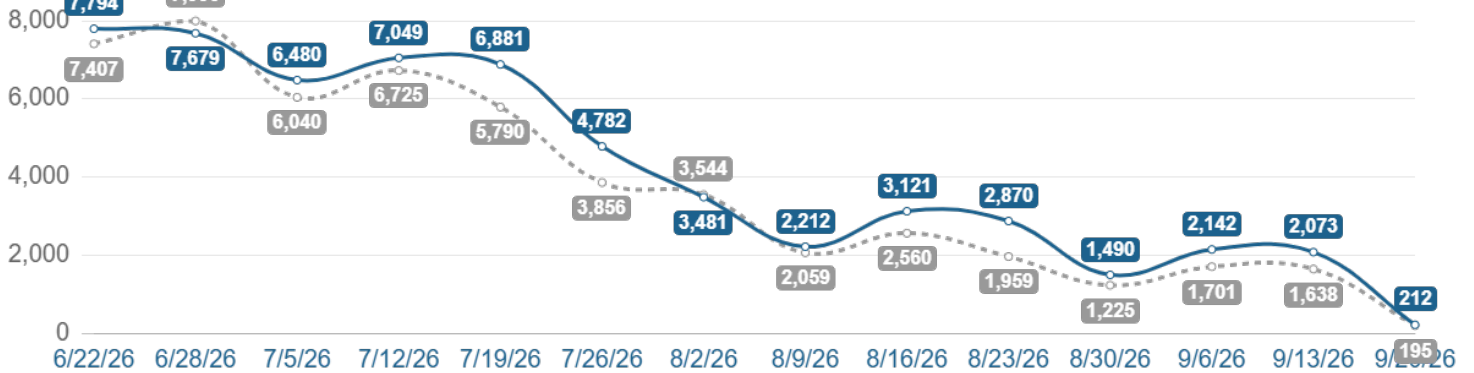
Paid Occupancy %

 Gulf Shores-Orange Beach-Ft Morgan Hotels | 6/22/2026 to 9/20/2026 (as of 06/14/2026)
 Gulf Shores-Orange Beach-Ft Morgan Hotels | 6/23/2025 to 9/21/2025 (as of 06/15/2025)



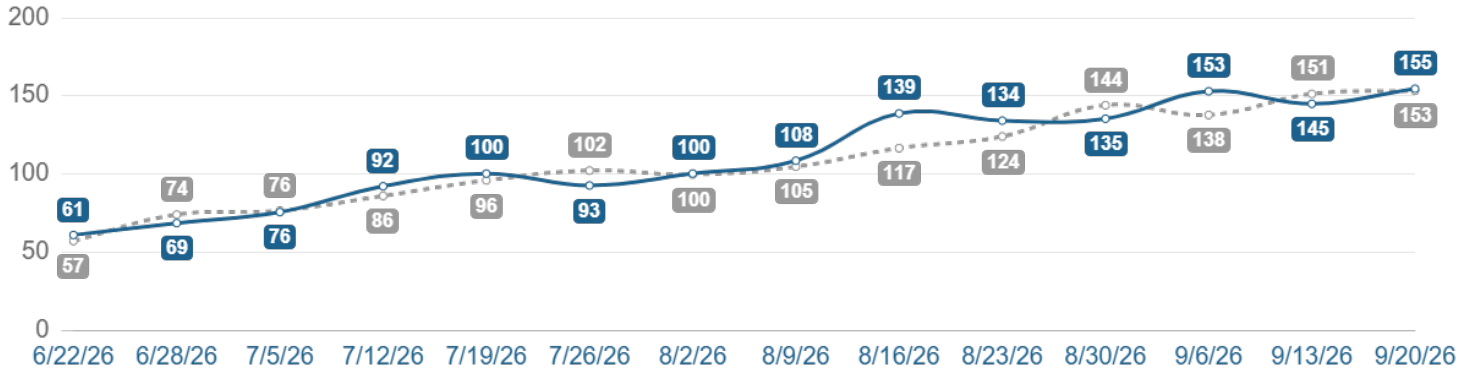
Guest Nights

 Gulf Shores-Orange Beach-Ft Morgan Hotels | 6/22/2026 to 9/20/2026 (as of 06/14/2026)
 Gulf Shores-Orange Beach-Ft Morgan Hotels | 6/23/2025 to 9/21/2025 (as of 06/15/2025)



Avg. Booking Window

 Gulf Shores-Orange Beach-Ft Morgan Hotels | 6/22/2026 to 9/20/2026 (as of 06/14/2026)
 Gulf Shores-Orange Beach-Ft Morgan Hotels | 6/23/2025 to 9/21/2025 (as of 06/15/2025)



Avg. Length of Stay

 Gulf Shores-Orange Beach-Ft Morgan Hotels | 6/22/2026 to 9/20/2026 (as of 06/14/2026)
 Gulf Shores-Orange Beach-Ft Morgan Hotels | 6/23/2025 to 9/21/2025 (as of 06/15/2025)

