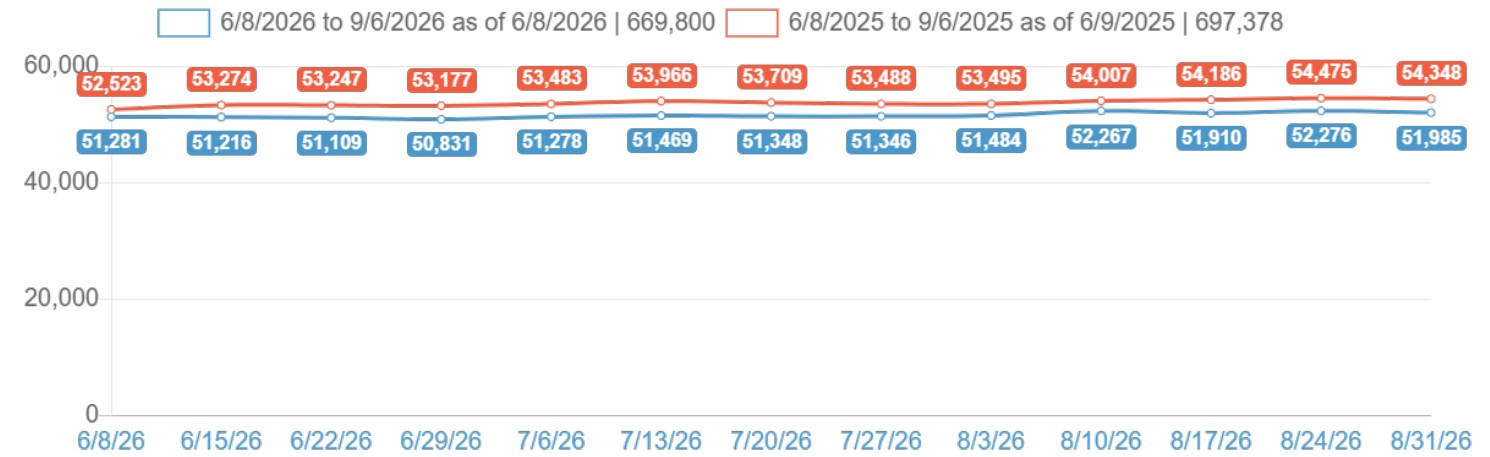


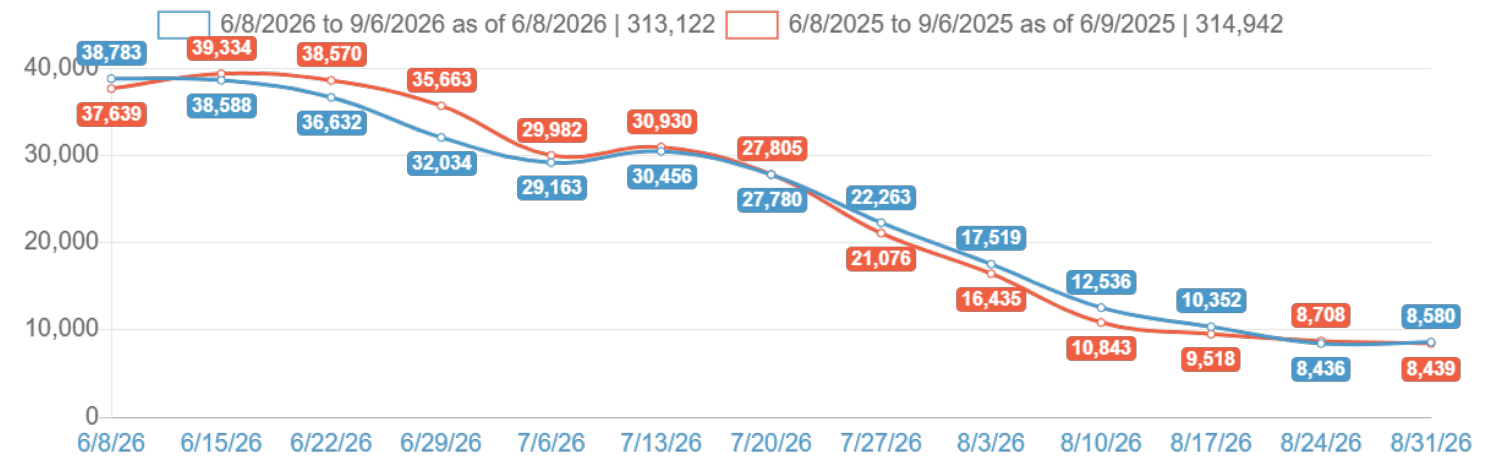
Data Source: VR (Direct)

KPI	Value	Compared	Difference
Nights Available	669,800	697,378	-4%
Guest Nights	313,122	314,942	-1%
Adjusted Paid & Owner Occupancy	49.7%	48.0%	4%
Avg. Length of Stay	5.0	5.0	0%
Avg. Booking Window	112	107	5%
% Cancelled Nights	14.5%	13.0%	11%
Guest Checkins	59,730	61,287	-3%
Guest Checkouts	63,012	65,126	-3%

Nights Available

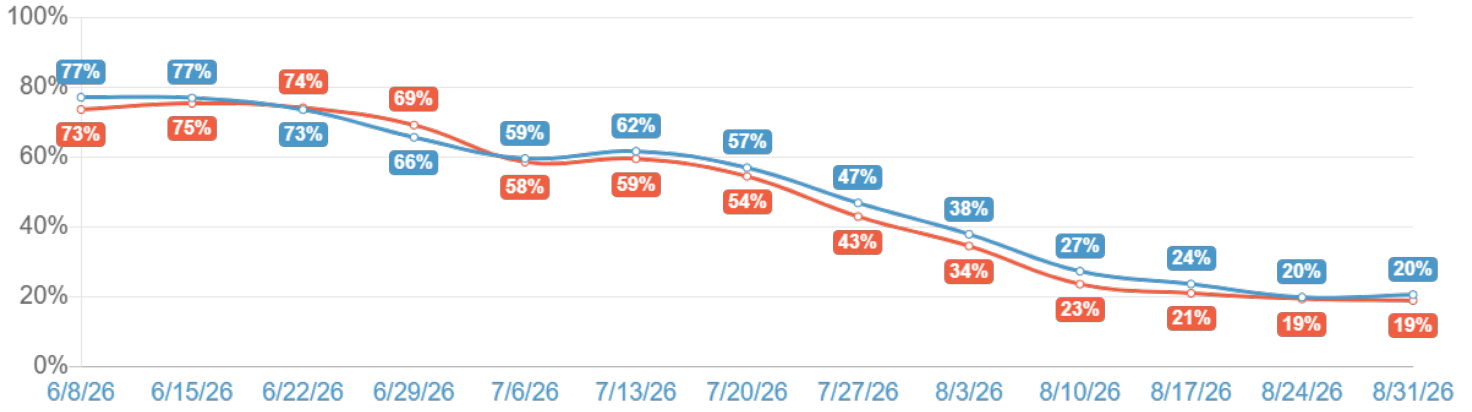


Guest Nights



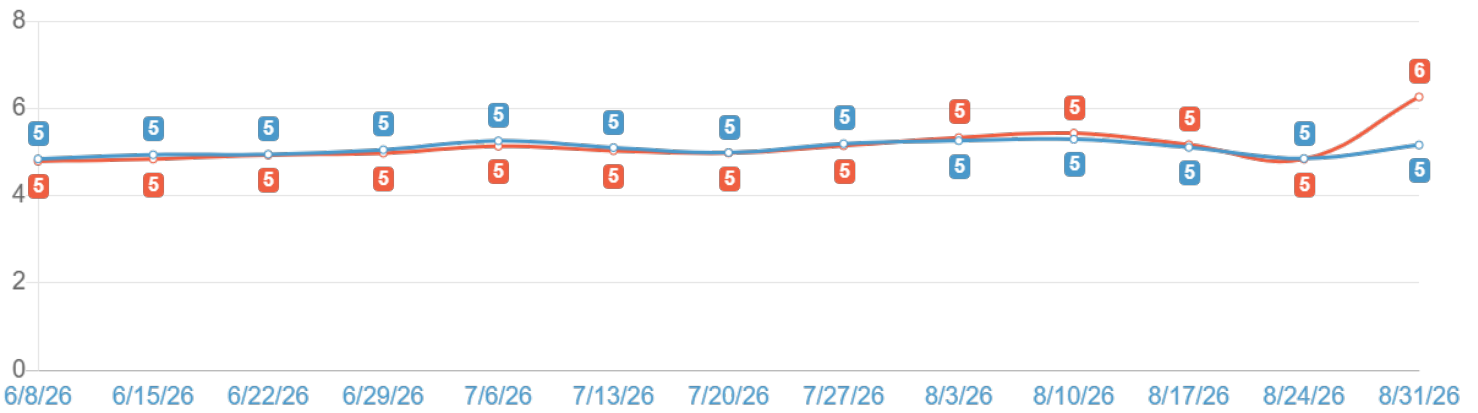
Adjusted Paid & Owner Occupancy

6/8/2026 to 9/6/2026 as of 6/8/2026 | 49.7% 6/8/2025 to 9/6/2025 as of 6/9/2025 | 48.0%



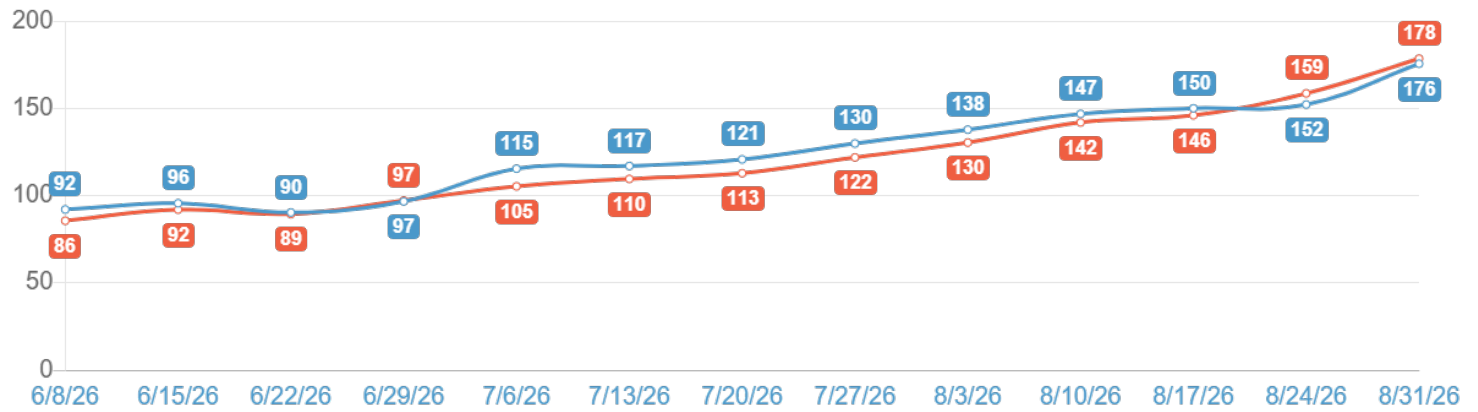
Avg. Length of Stay

6/8/2026 to 9/6/2026 as of 6/8/2026 | 5.0 6/8/2025 to 9/6/2025 as of 6/9/2025 | 5.0



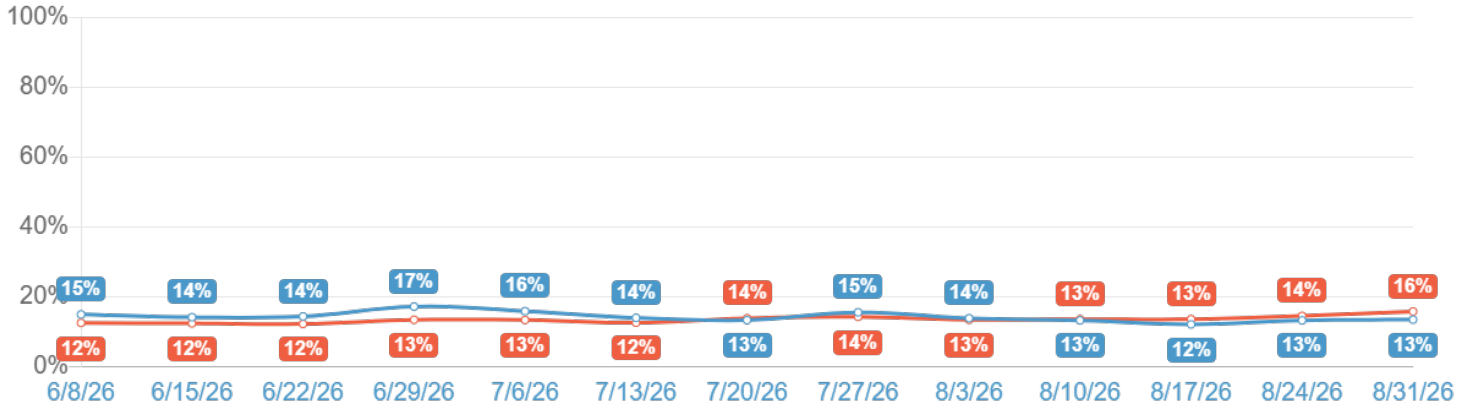
Avg. Booking Window

6/8/2026 to 9/6/2026 as of 6/8/2026 | 112 6/8/2025 to 9/6/2025 as of 6/9/2025 | 107



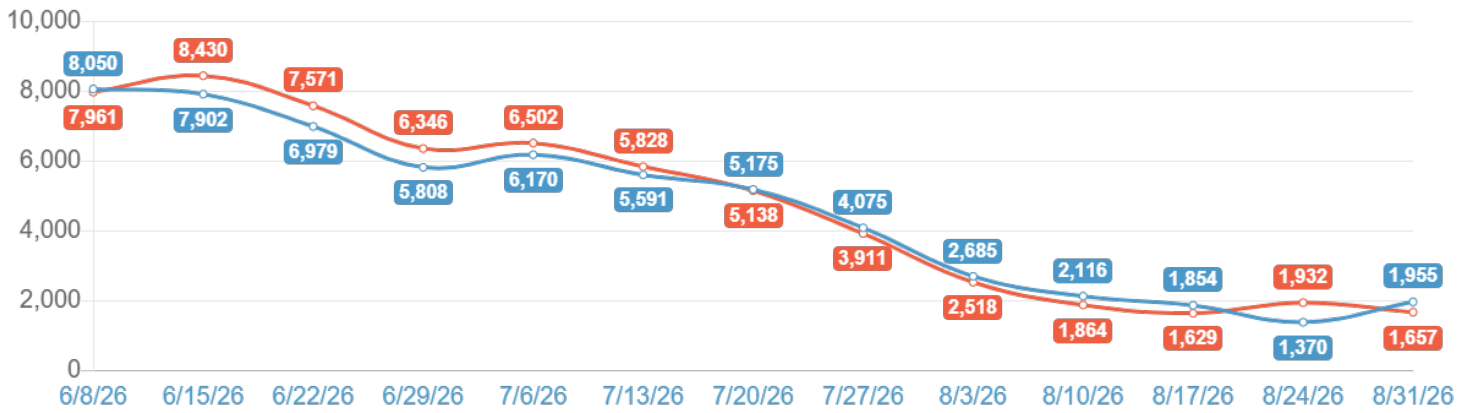
% Cancelled Nights

6/8/2026 to 9/6/2026 as of 6/8/2026 | 14.5%
6/8/2025 to 9/6/2025 as of 6/9/2025 | 13.0%



Guest Checkins

6/8/2026 to 9/6/2026 as of 6/8/2026 | 59,730
6/8/2025 to 9/6/2025 as of 6/9/2025 | 61,287



Guest Checkouts

6/8/2026 to 9/6/2026 as of 6/8/2026 | 63,012
6/8/2025 to 9/6/2025 as of 6/9/2025 | 65,126

